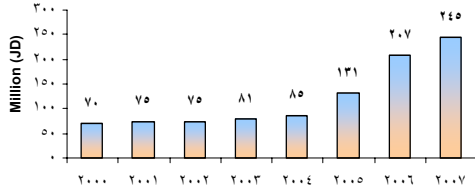




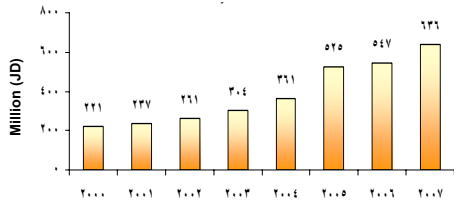
Annual Report Insurance Business in Jordan 2007

Paid Up Capital		Shareholders' Equity		Retained Earnings (Accumulated) Profit & (Loss)		Paid Up Capital
31/12/2007	31/12/2006	31/12/2007	31/12/2006	31/12/2007	31/12/2006	
30,000,000	30,000,000	35,690,138	28,501,513	4,738,352-	661,213	30,000,000
4,000,000	4,000,000	28,227,731	28,849,115			21,000,000
18,000,000	15,000,000	39,601,120	37,385,011	9,275,195	11,278,036	18,000,000
3,500,000	2,000,000	4,606,720	2,841,255	48,866	330,255	16,500,000
7,000,000	7,000,000	12,312,858	11,198,959	1,201,768	90,539	10,400,680
21,000,000	21,000,000	14,723,582	20,220,111	6,594,643-	922,976-	10,000,000
7,722,504	4,000,000	17,778,963	17,682,869	270,255	300,000	10,000,000
5,460,000	5,460,000	17,778,963	17,682,869	283,449	276,813	10,000,000
5,000,000	6,500,000	3,445,875	6,437,481	5,156,372-	2,013,905-	8,775,000
5,000,000	5,000,000	7,452,766	6,805,709	27,719	361,625	8,000,000
5,000,000	5,000,000	729,666-	3,468,345	5,427,694-	851,488-	8,000,000
5,000,000	5,000,000	7,165,943	7,429,611	131,173	551,888	8,000,000
4,000,000	3,575,000	3,444,408	2,875,286	1,152,964-	1,297,122-	8,000,000
4,000,000	3,750,000	4,579,284	4,025,434	259,092	12,938	8,000,000
8,000,000	8,000,000	10,272,185	9,381,220	240,539	128,161	8,000,000
4,000,000	4,000,000	5,037,222	3,644,532	275,721-		8,000,000
7,974,319	5,900,000	9,245,324	7,054,069	751,262		8,000,000
6,000,000	4,000,000	7,476,389	4,055,783	118,235		8,000,000
8,000,000	8,000,000	12,004,778	10,344,726	937,952		8,000,000
10,400,680	10,400,680	11,242,924	11,332,500	1,231,080		8,000,000
16,500,000	16,500,000	21,624,909	19,573,092	3,356,382	3,500,000	8,000,000
5,944,797	5,944,797	5,457,203	3,968,401	588,634-	1,087,000	8,000,000
8,775,000	8,775,000	10,772,956	8,871,552	1,249,897	431,000	8,000,000
10,000,000	10,000,000	12,523,505	12,071,669	553,525	285,800	8,000,000
2,800,000	2,800,000	1,801,234	2,088,812	1,044,282-	338,359	8,000,000
10,000,000		9,132,044				8,000,000
10,000,000		10,095,730				8,000,000

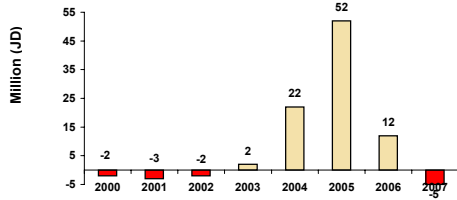
Growth in Insurance Business 2008



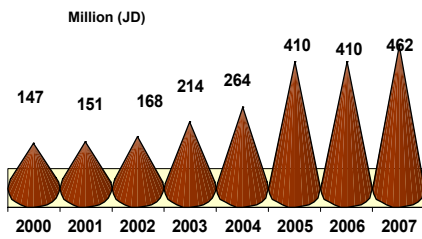
Paid Up Capital 2000-2007



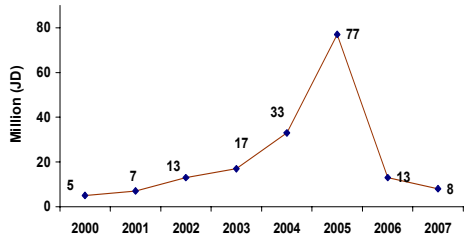
Total Assets 2000-2007



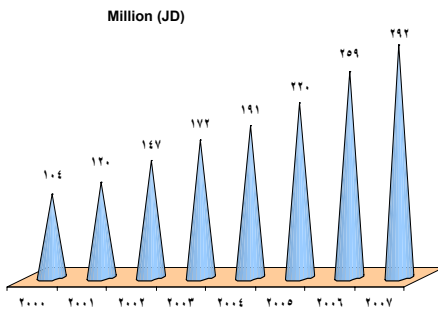
Total Retained Earnings (Losses) 2000-2007



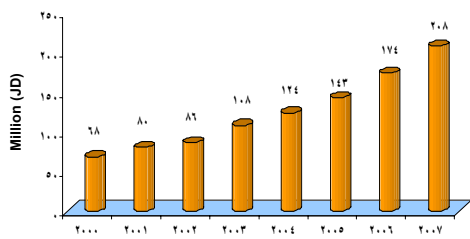
Investments 2000-2007



Net Profit (Loss) 2000-2007



Total Underwritten Premiums 2000-2007



Total Paid Claims 2000-2007

Table (1)

Insurance Business for the Year 2007

	2007	2006	%Change
	(JD)		
Total Underwritten Premiums	291,648,945	258,736,788	12.7
Non-Life Premiums (General Insurances)	210,581,870	190,685,511	10.4
Life Premiums	29,180,011	25,153,740	16
Medical Premiums	51,887,064	42,897,537	21
Total Paid Claims	207,560,752	174,438,813	19.0
Non-Life Paid Claims (General Insurances)	155,439,085	129,899,829	19.7
Life Paid Claims	13,994,725	10,946,351	27.8
Medical Paid Claims	38,126,942	33,592,633	13.5
	Milion(JD)		
Shareholders' Equity	326.4	285	14.6
Total Technical Reserves	189	170.3	10.9
Paid Up Capital	244.6	206.6	18.4
Total Shareholders' Equity & Technical Reserves	515.4	455.3	13.2
Total of Statutory, Voluntary & Other Reserves	34.6	31.5	9.8
Net Outstanding Claims Reserve	60.7	56	8.9
Total Assets	636.3	547.4	16.2
Fixed Assets	25	18	35.6
Other Assets	9.4	8.2	14.4
Investments	462.4	410.3	12.7
Retained Earnings (Accumulated Losses)	5-	12.4	140.7-
Net Profit (Before Tax)	16.9	19.9	-15.2
Net Technical Profit	8.6	11.5	25.6-
Net Profit (After Tax and Fees)	8.4	13.4	-36.8

Table (2)
Insurance Operations For the Year 2007
Total Premiums & Claims (JD)

Underwritten Premiums					Paid Claims *				
Branch/Year	2007	Change%2006	2006	Change%2005	Branch/Year	2007	Change%2006	2006	Change%2005
Marine Insurance*	23,659,707	5.2%	22,480,539	6.2%	Marine Insurance**	5,512,831	54.8%	3,560,454	0.7%
Fire Insurance**	42,201,822	20%	35,157,910	18.4%	Fire Insurance***	25,228,349	18.9%	21,218,351	82.8%
Motor Insurance	129,991,493	7.4%	121,046,804	19.9%	Motor Insurance	122,812,040	18.9%	103,299,965	18.4%
Compulsory (Third Party Liability Ins.)	79,891,733	8.6%	73,543,190	8.5%	Compulsory (Third Party Liability Ins.)	76,237,078	19.5%	63,799,216	9.1%
Comprehensive (Own Damage)Ins.	50,099,760	18.6%	42,240,951	27.3%	Comprehensive (Own Damage)	46,574,962	31.7%	35,372,743	22.7%
Credit Insurance	784,230	2.4%	766,198	32.7%	Credit Insurance	247,061	168.9%	91,872	(53.6) ←
General Accident Insurance***	13,944,618	24.1%	11,234,060	29.4%	General Accident Insurance****	1,638,804	(5%) ←	1,729,187	(18.4) ←
Total General Insurances	210,581,870	10.4%	190,685,511	18.4%	Total General Insurances	155,439,085	19.7%	129,899,829	24%
Life Assurance	29,180,011	16%	25,153,740	9.8%	Life Assurance*****	13,994,725	27.8%	10,946,351	6%
Medical Insurance	51,887,064	21%	42,897,537	19.7%	Medical Insurance	38,126,942	13.5%	33,592,633	20.5%
Total Life&Medical Insurances	81,067,075	19.1%	68,051,277	15.8%	Total Life&Medical Insurances	52,121,667	17%	44,538,984	16.6%
Total Premiums	291,648,945	12.7%	258,736,788	17.7%	Total Paid Claims	207,560,752	19%	174,438,813	22%

Notes

* Marine Insurance premiums in 2007 include aviation insurance with an amount of J.D (3,268,743)

(6) insurance companies practice this kind of insurance.

** Fire Insurance Account for 2007 includes engineering Ins. with an amount of J.D (10.8)milion, in addition to number of general accident insurances such as (Cash Ins, Fidelity Ins, Workmen compensation Ins.)

*** General Accident Insurance for 2007 includes liability insurance in an amount of J.D (6,506,010). in addition to other insurances.

* Recoveries after paying claims in 2007 amounted JD (18,576,027) comparing with JD (15,776,197) in 2006 .

** Marine Insurance claims in 2007 include aviation insurance with an amount of J.D (6,261), (6) insurance companies practice this kind of insurance.

*** Fire Insurance claims for 2007 includes Engineering Ins.(CAR policies)with an amount of (5)milion J.D,in addition to some general accident insurances.

**** General Accident claims for 2007 include liability insurance in an amount of J.D (978,163). in addition to other Insurances.

***** Life Assurance claims in 2007 include the amounts paid for surrender and maturity policies in an amount of J.D (5,959,663) comparing with JD (4,983,391) in 2006.

Table (3)

Insurance Branches Results As in 31/12/2007

Premiums, Abroad Reinsurer's Premiums Share, Paid Claims, Abroad Reinsurer's Claims Share, Profits(Loss)
(JD)

Branch	Underwritten Premiums	Abroad Reinsurer's Premiums Share	Paid Claims	Abroad Reinsurer's Claims Share	Net Technical Profit (Loss)
Marine Insurance	23,659,707	18,826,029	5,512,831	3,174,326	2,943,034
Fire Insurance	42,201,822	33,859,232	25,228,349	20,945,367	2,507,437
General Accident Insurance	13,944,620	8,004,959	1,638,804	972,770	2,182,232
Motor Insurance	129,991,492	4,412,971	122,812,040	5,369,946	6,838,500-
Credit Insurance	784,230	9,555	247,061	133,386	409,631
Total General Insurances	210,581,871	65,112,746	155,439,085	30,595,795	1,203,834
Life Assurance	29,180,011	7,001,073	13,994,725	5,127,180	4,839,315
Medical Insurance	51,887,064	20,116,682	38,126,942	14,481,427	2,517,072
Total Life & Medical Insurances	81,067,075	27,117,755	52,121,667	19,608,607	7,356,387
Total	291,648,946	92,230,501	207,560,752	50,204,402	8,560,221
*Net Profit (Before Tax & Fees) (JD)	16,962,200				
*Net Profit (After Tax & Fees) (JD)	8,443,508				

Table (4)

Balance Sheet for the Jordanian Insurance Companies for The Year 31/12/2007 (JD)

Details	2007	2006	Percentage Change %
Cash And Accounts Receivable			
Cash on Hand and at Banks	14,898,436	15,843,824	6-
Accounts Receivable	74,757,340	62,160,768	20
Due from Other Insurers	30,497,764	18,197,128	68
Post-Dated Cheques	14,488,384	11,406,374	27
Other Items	2,482,634	1,642,653	51
Total	137,124,558	109,250,747	26
Investments			
Deposits at Banks	174,851,207	132,081,537	32
Property Investments	54,775,418	48,311,487	13
Held to Maturity Investments	64,885,589	56,154,473	16
Investments in Affiliates	862,228	817,757	5
Other Investments	133,460	96,474	38
Financial Assets Held For Trading	46,805,078	68,157,394	31-
Financial Assets available for Sale	114,317,777	98,722,227	16
Loans	5,810,305	5,958,325	2-
Total Investments	462,441,062	410,299,674	13
Other Assets	9,402,820	8,222,601	14
Fixed Assets	25,001,557	18,442,791	36
Intangible Assets	2,190,808	1,190,312	84
Other Items	127,919		
Total Assets	636,288,724	547,406,125	16
Accounts Payable and Other Liabilities			
Accounts Payable	27,797,667	16,847,900	65
Due to Other Insurers	31,815,426	26,145,767	22
Different Provisions	11,243,301	11,690,070	4-
Other Liabilities	22,993,301	19,848,579	16
Accounts Payable to Banks	22,700,469	13,331,038	70
Due Expenses	7,069	8,148	13-
Income Tax Provision	665,577	461,469	44
Total of Accounts Payable and Other Liabilities	117,222,810	88,332,971	33
Technical Provisions			
Net Unearned Premium Provision	69,946,300	59,768,220	17
Unexpired Risks Provision	222,552	146,100	52
Net Outstanding Claims Provision	60,720,579	55,755,917	9
Net Mathematical Provision	56,365,801	53,408,546	6
Catastrophic Risk Provision	438,465	395,316	11
Other Technical Provisions	1,277,391	849,429	50
Total Technical Provisions	188,971,088	170,323,528	11
Postponed Tax Liabilities	436,238	316,699	38
Total Liabilities	306,630,136	258,973,198	18
Minority Equity (Interest)	3,210,883	3,537,244	9-
Paid Up Capital	244,577,300	206,605,477	18
Premiums (Discount) on Paid Up Capital	5,207,587	10,394,459	50-
Statutory Reserve	26,806,729	23,941,967	12
Voluntary Reserve	7,693,623	7,289,076	6
Other Reserves	109,983	309,983	65-
Change in Fair Value	18,085,071	1,787,181-	1112-
Proposed Profits for Distribution	14,065,000	6,550,000	115
Retained Earnings (Accumulated Losses)	5,042,477-	12,394,070	141-
Others	14,944,889	19,197,832	22-
Total Shareholders' Equity	326,447,705	284,895,683	15
Total Liabilities and Shareholders' Equity	636,288,724	547,406,125	16

Table (5)

Income Statement for the Jordanian Insurance Companies for the Year 2007
(JD)

Details	2007	2006	Percentage Change %
Underwriting Profit Transferred from Marine & Transport Account	2,987,632	4,104,162	27-
Underwriting Profit Transferred from Aviation Account	44,598-	119,790-	63-
Underwriting Profit Transferred from Fire Account	2,507,437	1,426,198	76
Underwriting Profit Transferred from Motor Account	6,838,500-	2,478,053-	176
Underwriting Profit Transferred from General Accident Account	2,182,232	1,958,574	11
Underwriting Profit Transferred from Credit Account	409,631	318,299	29
Underwriting Profit Transferred from Medical Account	2,517,072	734,598	243
Underwriting Profit Transferred from Life Account	4,839,315	5,563,636	13-
Total Underwriting Profit from Insurance Branches Account (Inside Jordan)	8,560,221	11,507,624	26-
Underwriting Profit Transferred from Companies' Branches Account (Outside Jordan)	1,560,719	1,011,576	54
Underwriting Profit Transferred from Insurance Branches Account (Inside & Outside Jordan)	10,120,940	12,519,200	19-
Received Interests	11,692,792	8,467,609	38
Interests of Financial Assets Available for Sale	1,017,582	2,777,574-	137-
Profit from Financial Assets and Investments	13,990,101	2,873,196	387
Profit (Loss) of Selling Financial Assets Available for Sale	758,815	196,755	286
Profit (Loss) of Selling Fixed Assets	1,349	2,783	52-
Accumulated Change in Accounting Policies			
Net Profit of Abroad Agencies			
Other Revenues	5,707,854	8,676,827	34-
Previous Years' Adjustments			
Total Revenues	43,289,433	29,958,796	44
Expenses			
Unallocated Administrative & General Expenses	7,429,074	5,184,576	43
Doubtful Debts' Expense	4,301,747	1,765,641	144
Depreciation	2,087,148	1,668,008	25
Bad Debts' Expense	199,203	167,146	19
Other Expenses	11,976,310	1,204,513	894
Special Provision	333,751	93,418	257
Total Expenses	26,327,233	10,083,302	161
Total Profit Before Tax and Fees	16,962,200	19,875,494	15-
Income Tax Provision	6,421,488	4,786,249	34
Income Tax Provision for Previous Years	525,347	35,000	1401
Jordan Universities' Additional Fees	348,490	329,758	6
Scientific Research & Vocational Training Fees	286,338	184,313	55
Technical and Vocational Training and Education Support Fees	252,226	216,961	16
Proposed Profits for Distribution		605,786	100-
Board of Directors' Remuneration	633,379	406,001	56
Net Profit After Tax and Fees	8,494,932	13,311,426	36-
Minority Equity (Interest)	51,424	46,818-	210-
Net Profit	8,443,508	13,358,244	37-

Table (6)
Growth of Premiums for All Classes (JD)
2000-2007

	2000	2001	2002	2003	2004	2005	2006	2007
MARINE INSURANCE*	7,917,721	9,099,875	10,475,721	12,241,626	17,494,940	21,176,828	22,480,539	23,659,707
* Less (Local) reinsurers premiums	311,370	524,903	507,584	1,010,655	929,086	1,140,827	1,059,363	923,008
* Less (Abroad) reinsurers premiums	5,876,784	6,801,227	7,909,009	8,964,923	13,839,022	17,151,314	18,034,763	18,826,029
* Net retained premiums	1,729,567	1,773,745	2,059,128	2,266,048	2,726,832	2,884,687	3,386,413	3,910,670
FIRE INSURANCE	10,680,610	10,550,244	13,601,397	22,668,736	24,077,609	29,697,050	35,157,911	42,201,822
* Less (Local) reinsurers premiums	2,210,563	1,897,383	2,778,691	3,698,816	3,762,526	4,024,830	5,904,345	6,058,814
* Less (Abroad) reinsurers premiums	7,842,026	8,027,611	10,090,313	17,635,299	19,174,260	24,174,670	27,347,592	33,859,232
* Net retained premiums	628,021	625,250	732,393	1,334,621	1,140,823	1,497,550	1,905,974	2,283,776
MOTOR INSURANCE	44,478,352	49,242,198	64,555,052	77,134,629	88,028,467	100,961,858	121,046,810	129,991,492
* Less (Local) reinsurers premiums	3,099,239	3,800,334	2,696,057	2,686,606	3,798,322	5,688,014	13,182,704	9,687,405
* Less (Abroad) reinsurers premiums	2,667,711	1,504,277	533,330	133,049	4,221,617	4,330,062	4,374,560	4,412,971
* Net retained premiums	38,711,402	43,937,587	61,325,665	74,314,974	80,008,528	90,943,782	103,489,546	115,891,116
GENERAL ACCIDENT INSURANCE**	8,064,155	10,324,476	13,736,547	8,250,603	8,247,122	8,680,770	11,234,062	13,944,620
* Less (Local) reinsurers premiums	872,625	1,314,257	2,584,186	1,036,203	650,466	769,322	1,442,109	2,046,979
* Less (Abroad) reinsurers premiums	5,643,723	7,045,511	9,330,736	5,843,224	5,806,392	5,762,573	5,400,258	8,004,959
* Net retained premiums	1,547,807	1,964,708	1,821,625	1,371,176	1,790,264	2,148,875	4,391,695	3,892,682
CREDIT INSURANCE	295,991	196,770	154,928	440,472	395,726	577,577	766,198	784,230
* Less (Local) reinsurers premiums	-	-	-	-	-	-	-	-
* Less (Abroad) reinsurers premiums	220,966	140,341	74,795	239,769	202,039	211,349	235,686	9,555
* Net retained premiums	75,025	56,429	80,133	200,703	193,687	366,228	530,512	774,675
TOTAL NON-LIFE INSURANCES	71,436,829	79,413,563	102,523,645	120,736,066	138,243,864	161,094,083	190,685,520	210,581,871
* Less (Local) reinsurers premiums	6,493,797	7,536,877	8,566,518	8,432,280	9,140,400	11,622,993	21,588,521	18,716,206
* Less (Abroad) reinsurers premiums	22,251,210	23,518,967	27,938,183	32,816,264	43,243,330	51,629,968	55,392,859	65,112,746
* Net retained premiums	42,691,822	48,357,719	66,018,944	79,487,522	85,860,134	97,841,122	113,704,140	126,752,919
LIFE ASSURANCE	16,283,831	17,399,796	18,526,363	19,634,856	21,523,897	22,905,628	25,153,740	29,180,011
* Less (Local) reinsurers premiums	-	-	7,240	306,859	390,226	473,319	763,408	1,404,152
* Less (Abroad) reinsurers premiums	3,414,971	4,180,552	4,423,166	4,396,925	4,554,890	5,039,707	6,132,999	7,001,073
* Net retained premiums	12,868,860	13,219,244	14,095,957	14,931,072	16,578,781	17,392,602	18,257,333	20,774,786
MEDICAL INSURANCE	16,458,231	23,623,328	25,824,599	31,157,770	31,656,229	35,848,123	42,897,537	51,887,064
* Less (Local) reinsurers premiums	1,770	20,612	17,954	494,903	273,429	149,913	82,289	82,636
* Less (Abroad) reinsurers premiums	7,712,573	8,720,760	9,692,651	6,743,757	6,916,392	11,981,385	16,791,379	20,116,682
* Net retained premiums	8,743,888	14,881,956	16,113,994	23,919,110	24,466,408	23,716,825	26,023,869	31,687,746
TOTAL PREMIUMS UNDERWRITTEN	104,178,891	120,436,687	146,874,607	171,528,692	191,423,990	219,847,834	258,736,797	291,648,946
* Less (Local) reinsurers premiums	6,495,567	7,557,489	8,591,712	9,234,042	9,804,055	12,246,225	22,434,218	20,202,994
* Less (Abroad) reinsurers premiums	33,378,754	36,420,279	42,054,000	43,956,946	54,714,612	68,651,060	78,317,237	92,230,501
* Net Retained Premiums	64,304,570	76,458,919	96,228,895	118,337,704	126,905,323	138,950,549	157,985,342	179,215,451

* Marine Insurance premiums in 2007 include aviation insurance premiums with an amount of J.D (3,268,743) .

** General Accident Insurance premiums in 2007 include liability Insurance premiums with an amount of J.D (6,506,010) .

Table (7)
Growth of Paid Claims for All Classes (JD)

	2000-2007							
	2000	2001	2002	2003	2004	2005	2006	2007
<u>MARINE INSURANCE*</u>	2,917,398	2,312,285	2,417,211	2,445,701	2,720,875	3,535,048	3,560,454	5,512,831
* Recoveries				218,910	185,650	173,171	204,229	214,657
* Less Local Reinsurers Share			10,824	28,169	109,847	213,654	80,084	293,468
* Less (Abroad)Reinsurers Share	2,494,457	2,024,607	2,064,583	1,766,338	1,943,137	2,679,319	2,770,051	3,174,326
* Retained Claims	422,941	287,678	341,804	432,284	482,241	468,904	506,090	1,830,380
<u>FIRE INSURANCE</u>	4,092,676	8,019,652	4,146,282	9,215,695	8,084,922	11,607,891	21,218,351	25,228,349
* Recoveries				171,634	165,660	156,184	183,209	479,600
* Less Local Reinsurers Share			49,912	975,465	689,301	1,247,869	965,159	2,252,578
* Less (Abroad)Reinsurers Share	3,819,561	7,556,005	3,701,321	7,239,501	6,771,143	7,937,791	18,558,309	20,945,367
* Retained Claims	273,115	463,647	395,049	829,095	458,818	2,266,047	1,511,674	1,550,804
<u>MOTOR INSURANCE</u>	35,112,548	36,838,118	42,237,755	58,224,901	70,144,221	87,241,664	103,299,965	122,812,040
* Recoveries				6,154,886	8,121,316	10,861,117	14,687,134	17,079,791
* Less Local Reinsurers Share			328,671	1,932,893	1,995,532	3,980,656	5,163,848	4,348,802
* Less (Abroad)Reinsurers Share	4,967,947	5,844,692	5,427,652	4,534,170	4,990,001	6,464,452	4,744,769	5,369,946
* Retained Claims	30,144,601	30,993,426	36,481,432	45,602,952	55,037,372	65,935,439	78,704,214	96,013,501
<u>GENERAL ACCIDENT INSURANCE**</u>	3,598,098	2,699,106	3,789,634	1,292,442	2,826,105	2,118,734	1,729,187	1,638,804
* Recoveries				8,921	20,849	724,109	5,645	25,008
* Less Local Reinsurers Share			39,257	89,374	568,785	291,342	141,882	73,125
* Less (Abroad)Reinsurers Share	3,119,337	2,686,637	3,291,785	753,007	1,602,244	664,283	1,104,886	972,770
* Retained Claims	478,761	12,469	458,592	441,140	634,227	439,000	476,774	567,901
<u>CREDIT INSURANCE</u>	273,540	683,658	870,066	365,582	258,750	198,002	91,872	247,061
* Recoveries				-				98,082
* Less Local Reinsurers Share								
* Less (Abroad)Reinsurers Share	239,856	502,231	761,197	238,441	255,946	157,605	90,457	133,386
* Retained Claims	33,684	181,427	108,869	127,141	2,804	40,397	1,415	15,593
<u>TOTAL NON-LIFE INSURANCE</u>	45,994,260	50,552,819	53,460,948	71,544,321	84,034,873	104,701,339	129,899,829	155,439,085
* Recoveries				6,554,351	8,493,475	11,914,581	15,080,217	17,897,138
* Less Local Reinsurers Share			428,664	3,025,901	3,363,465	5,733,521	6,350,973	6,967,973
* Less (Abroad)Reinsurers Share	14,641,158	18,614,172	15,246,538	14,531,457	15,562,471	17,903,450	27,268,472	30,595,795
* Retained Claims	31,353,102	31,938,647	37,785,746	47,432,612	56,615,462	69,149,787	81,200,167	99,978,179
<u>LIFE ASSURANCE***</u>	7,848,747	9,710,399	10,019,249	10,144,003	11,445,823	10,275,554	10,946,351	13,994,725
* Recoveries								4,097
* Less Local Reinsurers Share				55,953	28,887	51,983	85,894	211,264
* Less (Abroad)Reinsurers Share	2,226,784	3,065,235	3,830,999	2,785,832	4,348,751	2,815,678	3,915,100	5,127,180
* Retained Claims	5,621,963	6,645,164	6,188,250	7,302,218	7,068,185	7,407,893	6,945,357	8,652,184
<u>MEDICAL INSURANCE</u>	13,906,941	19,547,982	22,707,312	26,420,906	28,095,453	27,866,828	33,592,633	38,126,942
* Recoveries				378,516	634,785	725,585	695,980	674,792
* Less Local Reinsurers Share			2,718	237,188	160,336	168,335	45,402	66,123
* Less (Abroad)Reinsurers Share	6,945,971	9,297,748	9,716,453	18,571,370	5,701,295	7,618,322	11,980,181	14,481,427
* Retained Claims	6,960,970	10,250,234	12,988,141	7,233,832	21,599,037	19,354,586	20,871,070	22,904,600
<u>Total Paid Claims</u>	67,749,948	79,811,200	86,187,509	108,109,230	123,576,149	142,843,721	174,438,813	207,560,752
* Recoveries				6,932,867	9,128,260	12,640,166	15,776,197	18,576,027
* Less Local Reinsurers Share			431,382	3,319,042	3,552,688	5,953,839	6,482,269	7,245,360
* Less (Abroad)Reinsurers Share	23,813,913	30,977,155	28,793,990	35,888,659	25,612,517	28,337,450	43,163,753	50,204,402
* Retained Claims	43,936,035	48,834,045	56,962,137	61,968,662	85,282,684	95,912,266	109,016,594	131,534,963

* Marine insurance Claims in 2007 include aviation Claims in an amount of J.D (6,261)

** General Accident Claims in 2007 include liability paid claims in an amount of J.D (978,163)in addition to other insurances

*** Life Assurance claims include the amounts paid for surrender and maturity Policies in an amount of J.D (5,959,663)

Table (8)

Written Premiums of Jordan Insurance Market 2007

	2006	2007	Arrange of Branch 2007	Share of Gross Premiums % 2007	Growth %	Arrange According to Average Growth %
<u>MARINE INSURANCE*</u>	22,480,539	23,659,707				
* Less (Local) reinsurers premiums	1,059,363	923,008	5	8	5.2	6
* Less (Abroad) reinsurers premiums	18,034,763	18,826,029				
* Net retained premiums	3,386,413	3,910,670				
<u>FIRE INSURANCE</u>	35,157,911	42,201,822				
* Less (Local) reinsurers premiums	5,904,345	6,058,814	3	14.5	20	3
* Less (Abroad) reinsurers premiums	27,347,592	33,859,232				
* Net retained premiums	1,905,974	2,283,776				
<u>MOTOR INSURANCE</u>	121,046,810	129,991,492				
* Less (Local) reinsurers premiums	13,182,704	9,687,405	1	44.6	7.4	5
* Less (Abroad) reinsurers premiums	4,374,560	4,412,971				
* Net retained premiums	103,489,546	115,891,116				
<u>GENERAL ACCIDENT INSURANCE**</u>	11,234,061	13,944,620				
* Less (Local) reinsurers premiums	1,442,109	2,046,979	6	4.8	24.1	1
* Less (Abroad) reinsurers premiums	5,400,258	8,004,959				
* Net retained premiums	4,391,694	3,892,682				
<u>Credit Insurance</u>	766,198	784,230				
* Less (Local) reinsurers premiums			7	0.3	2.4	7
* Less (Abroad) reinsurers premiums	235,686	9,555				
* Net retained premiums	530,512	774,675				
<u>TOTAL (NON-LIFE) INSURANCES</u>	190,685,519	210,581,871				
* Less (Local) reinsurers premiums	21,588,521	18,716,206		72.2	10.4	
* Less (Abroad) reinsurers premiums	55,392,859	65,112,746				
* Net retained premiums	113,704,139	126,752,919				
<u>LIFE ASSURANCE</u>	25,153,740	29,180,011				
* Less (Local) reinsurers premiums	763,408	1,404,152	4	10	16	4
* Less (Abroad) reinsurers premiums	6,132,999	7,001,073				
* Net retained premiums	18,257,333	20,774,786				
<u>MEDICAL INSURANCE</u>	42,897,537	51,887,064				
* Less (Local) reinsurers premiums	82,289	82,636	2	17.8	21	2
* Less (Abroad) reinsurers premiums	16,791,379	20,116,682				
* Net retained premiums	26,023,869	31,687,746				
<u>TOTAL PREMIUMS UNDERWRITTEN</u>	258,736,796	291,648,946				
* Less (Local) reinsurers premiums	22,434,218	20,202,994		100	12.7	
* Less (Abroad) reinsurers premiums	78,317,237	92,230,501				
* Net retained premiums	157,985,341	179,215,451				

* Marine Insurance premiums in 2007 include aviation insurance premiums with an amount of (JD) (3,268,743)

** General Accident Insurance premiums in 2007 include liability insurance premiums with an amount of (JD) (6,506,010) in addition to other insurances

Table (9)

Paid Claims of Jordan Insurance Market 2007

	2006	2007	Arrange of Branch 2007	Share of Gross Claims % 2007	Growth %	Arrange According to Average Growth %
<u>MARINE INSURANCE*</u>	3,560,454	5,512,831				
* Recoveries	204,229	214,657				
* Less Local Reinsurers Share	80,084	293,468	5	2.7	54.8	2
* Less (Abroad)Reinsurers Share	2,770,051	3,174,326				
* Retained Claims	506,090	1,830,380				
<u>FIRE INSURANCE</u>	21,218,351	25,228,349				
* Recoveries	183,209	479,600				
* Less Local Reinsurers Share	965,159	2,252,578	3	12.2	18.9	4
* Less (Abroad)Reinsurers Share	18,558,309	20,945,367				
* Retained Claims	1,511,674	1,550,804				
<u>MOTOR INSURANCE</u>	103,299,965	122,812,040				
* Recoveries	14,687,134	17,079,791				
* Less Local Reinsurers Share	5,163,848	4,348,802	1	59.2	18.9	4
* Less (Abroad)Reinsurers Share	4,744,769	5,369,946				
* Retained Claims	78,704,214	96,013,501				
<u>GENERAL ACCIDENT INSURANCE**</u>	1,729,187	1,638,804				
* Recoveries	5,645	25,008				
* Less Local Reinsurers Share	141,882	73,125	6	0.8	5-	6
* Less (Abroad)Reinsurers Share	1,104,886	972,770				
* Retained Claims	476,774	567,901				
<u>CREDIT INSURANCE</u>	91,872	247,061				
* Recoveries		98,082				
* Less Local Reinsurers Share			7	0.1	168.9	1
* Less (Abroad)Reinsurers Share	90,457	133,386				
* Retained Claims	1,415	15,593				
<u>TOTAL NON-LIFE INSURANCE</u>	129,899,829	155,439,085				
* Recoveries	15,080,217	17,897,138				
* Less Local Reinsurers Share	6,350,973	6,967,973		74.9	19.7	
* Less (Abroad)Reinsurers Share	27,268,472	30,595,795				
* Retained Claims	81,200,167	99,978,179				
<u>LIFE ASSURANCE***</u>	10,946,351	13,994,725				
* Recoveries		4,097				
* Less Local Reinsurers Share	85,894	211,264	4	6.7	27.8	3
* Less (Abroad)Reinsurers Share	3,915,100	5,127,180				
* Retained Claims	6,945,357	8,652,184				
<u>MEDICAL INSURANCE</u>	33,592,633	38,126,942				
* Recoveries	695,980	674,792				
* Less Local Reinsurers Share	45,402	66,123	2	18.3	13.5	5
* Less (Abroad)Reinsurers Share	11,980,181	14,481,427				
* Retained Claims	20,871,070	22,904,600				
<u>Total Paid Claims</u>	174,438,813	207,560,752				
* Recoveries	15,776,197	18,576,027				
* Less Local Reinsurers Share	6,482,269	7,245,360		100	19	
* Less (Abroad)Reinsurers Share	43,163,753	50,204,402				
* Retained Claims	109,016,594	131,534,963				

* Marine insurance Claims in 2007 include aviation Claims in an amount of J.D (6,261).

** General Accident Claims in 2007 include liability paid claims in an amount of J.D (978,163) in addition to other insurances.

*** Life Assurance claims in 2007 include the amounts paid for surrender and maturity Policies in an amount of J.D (5,959,663).

Companies Share % in Gross Premiums 2007

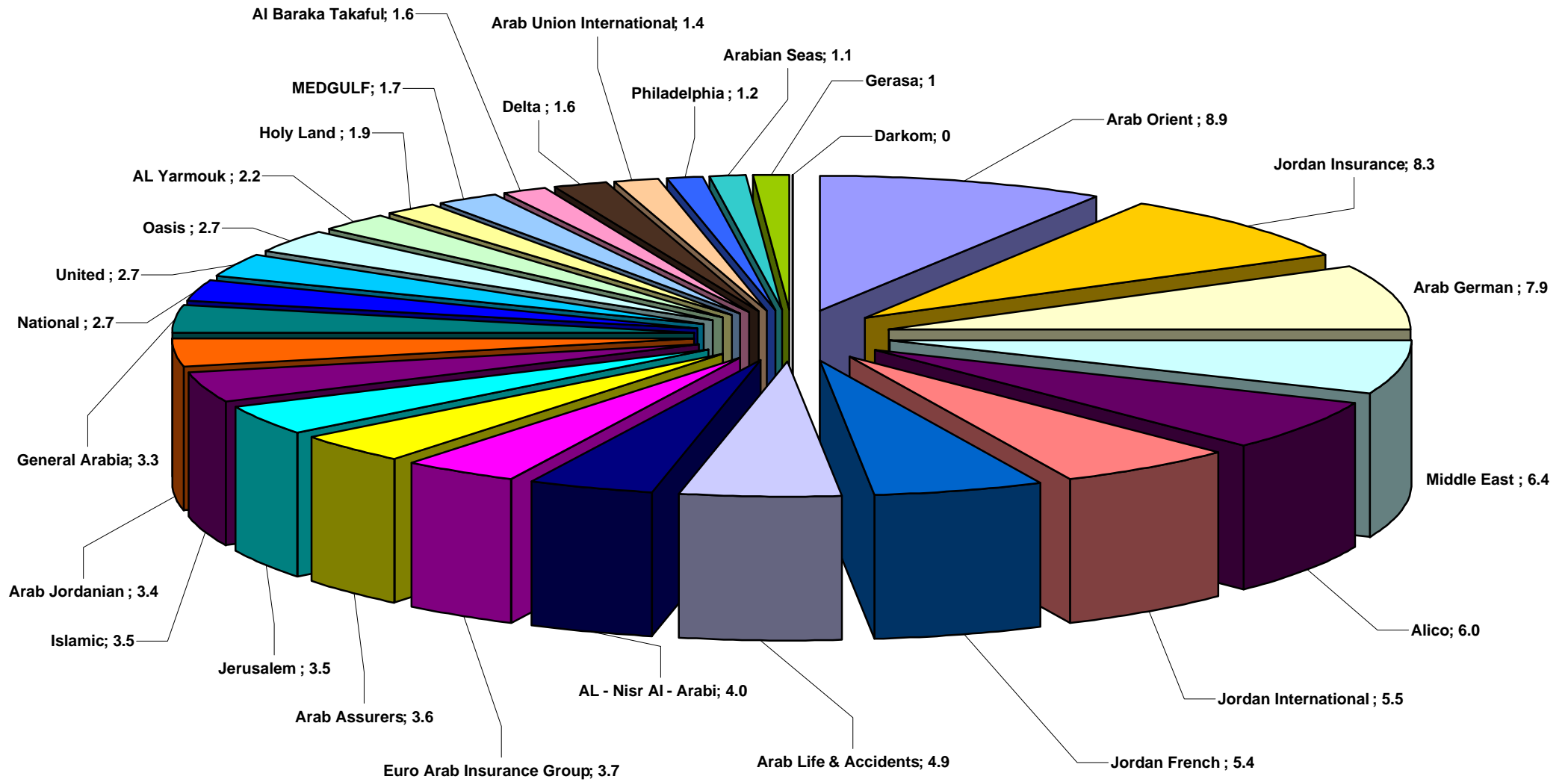


Table (10)
Underwritten Premiums 2007 (JD)
(Companie's Share of All Classes)

1-

No.	Companies	Marine		Aviation		Total Marine+Aviation		Fire& Other Property Damages		Liability		Other Branches		Credit		Motor			
																Compulsory(Third Party Liability Insurance)		Comprehensive (Own Damages)	
		2007	2006	2007	2006	2007	2006	2007	2006	2007	2006	2007	2006	2007	2006	2007	2006	2007	2006
1	Jordan Insurance	2,212,055	1,789,513			2,212,055	1,789,513	6,880,703	6,300,140	1,534,712	749,852	44,602	54,320			1,921,092	1,909,567	5,784,770	4,880,933
2	Middle East Insurance	3,438,134	3,132,587	688,270	755,168	4,126,404	3,887,755	4,859,953	4,527,510	730,943	691,616	303,375	340,259			2,293,452	1,984,269	3,046,282	2,749,601
3	National Insurance	674,703	720,775			674,703	720,775	2,432,399	2,417,347	157,833	123,934	8,193	15,901			2,751,172	2,946,012	1,135,743	1,114,421
4	United Insurance	321,399	1,310,164			321,399	1,310,164	1,291,597	1,687,530	206,358	276,825	30,930	80,542			2,770,343	3,045,647	2,338,454	3,582,427
5	Arabian Seas Ins. (AL Manara)*	75,736	84,489	516,344		592,080	84,489	121,155	568,106	87,331	330,602	24,154	8,286			1,440,682	1,128,058	612,810	134,838
6	General Arabia Insurance	1,776,910	918,163			1,776,910	918,163	2,037,986	1,718,401			596,035	534,127			1,315,902	1,213,894	1,172,856	976,388
7	Jerusalem Insurance	1,274,910	1,610,807			1,274,910	1,610,807	1,470,436	1,157,815	271,950	111,156	29,388	32,706			2,961,116	3,376,042	2,723,768	2,676,329
8	AL-Nisr Al-Arabi Insurance	549,969	420,711			549,969	420,711	859,753	923,801	299,409	201,759	308,079	184,876			1,637,631	1,653,831	1,327,617	1,127,497
9	Jordan French Insurance	1,256,178	1,328,784	73,561	155,583	1,329,739	1,484,367	968,669	744,977	21,302	91,433	29,945	20,893	278,505	210,578	5,280,030	5,051,974	2,513,477	2,328,595
10	Arab Union International Ins.	200,149	167,402			200,149	167,402	171,325	154,313			27,301	31,201			3,155,435	3,149,969	509,271	611,269
11	Delta Insurance	532,525	335,968			532,525	335,968	1,982,154	1,344,852	121,803	92,200	60,303	60,247			947,224	1,141,475	390,947	363,367
12	Oasis Insurance	282,920	110,949	253,003		535,923	110,949	738,374	562,677	32,126		86,420	203,397			3,772,837	7,269,770	1,848,028	2,037,132
13	Al Yarmouk Insurance	758,144	488,385			758,144	488,385	1,641,554	1,264,362	14,333	11,134	24,838	10,617			3,066,606	2,014,320	143,678	136,812
14	Holy Land Insurance	31,580	30,701			31,580	30,701	407,738	351,865	41,663	26,491					4,326,685	2,373,953	734,080	473,396
15	Arab Life & Accidents Ins.	767,233	790,557			767,233	790,557	1,405,582	1,766,189	323,252	229,849			487,275	555,620	4,037,863	4,005,995	4,241,180	4,072,686
16	Philadelphia Insurance	67,462	250,553			67,462	250,553	64,451	88,080	43,535	3,029	6,200	12,435			2,654,097	2,374,633	755,088	871,697
17	American Life Insurance(Alico)					0	0					2,034,638	1,969,955						
18	Jordan International Ins.	1,630,170	1,384,269	291,519	506,163	1,921,689	1,890,432	1,258,345	1,193,689	374,110	341,418	8,833	7,894			4,258,071	5,612,798	2,469,618	3,959,576
19	Arab German Insurance	689,682	420,068			689,682	420,068	3,321,357	2,966,567	465,924	568,373	147,593	86,746			6,074,974		3,445,885	
20	Euro Arab Insurance Group	852,194	290,385			852,194	290,385	459,816	445,187	1,305,401	1,095,782					2,902,482	2,572,804	1,956,013	1,102,946
21	Islamic Insurance	849,271	780,871			849,271	780,871	856,525	758,458			238,477	193,192			3,173,544	2,335,529	1,986,377	1,419,050
22	Arab Assurers	667,176	809,412			667,176	809,412	936,393	644,409	21,823	34,519	168,422	78,776	18,450		4,950,509	4,272,145	2,885,750	1,221,829
23	Al Baraka Takaful	53,182	66,740			53,182	66,740	66,455	38,978			15,576	2,702			3,717,634	3,025,894	289,483	99,179
24	Arab Jordanian Ins. Group	685,660	667,751			685,660	667,751	944,850	819,851			343,215	286,790			5,179,395	3,977,644	2,071,635	2,549,626
25	Arab Orient Insurance	650,280	625,407	1,446,046	2,425,282	2,096,326	3,050,689	3,001,931	2,460,368	443,023	213,051	2,855,999	1,816,392			2,813,855	3,073,378	5,046,396	3,303,330
26	Gerasa Insurance	67,020	102,932			67,020	102,932	199,313	252,438	3,897	4,088	4,067	4,695			2,171,253	4,033,589	394,546	448,027
27	MEDGULF Insurance	26,322				26,322	0	3,823,008		5,282		42,025				317,850		276,008	
28	Housing Loans Ins. (Darkom)**																		
	Total	20,390,964	18,638,343	3,268,743	3,842,196	23,659,707	22,480,539	42,201,822	35,157,910	6,506,010	5,197,111	7,438,608	6,036,949	784,230	766,198	79,891,734	73,543,190	50,099,760	42,240,951

* The company's name was changed to Al Manara Insurance Co. since May 2008.

** The company started its business in June 2007 and its specialized in Insuring Housing Loans.

Table (10)
Underwritten Premiums 2007 (JD)
(Companie's Share of All Classes)

Cont. -2

No.	Companies	Total Motor		Non Life Insurances		Medical		Life		Medical+Life		Gross Underwritten Premiums		Market s Share %			
		Compulsory (Third Party Liability Ins.)& Comprehensive (Own Damages)		2007	2006	2007	2006	2007	2006	2007	2006	2007	2006	2007	2006	2007	2006
		2007	2006														
1	Jordan Insurance	7,705,862	6,790,500	18,377,934	15,684,325	2,391,512	1,810,910	3,419,318	2,237,456	5,810,830	4,048,366	24,188,764	19,732,691	8.29	7.63		
2	Middle East Insurance	5,339,734	4,733,870	15,360,409	14,181,010	2,117,352	2,014,521	1,289,808	1,277,772	3,407,160	3,292,293	18,767,569	17,473,303	6.43	6.75		
3	National Insurance	3,886,915	4,060,433	7,160,043	7,338,390	479,896	366,232	228,903	223,525	708,799	589,757	7,868,842	7,928,147	2.70	3.06		
4	United Insurance	5,108,797	6,628,074	6,959,081	9,983,135	781,195	1,007,224	90,145	99,622	871,340	1,106,846	7,830,421	11,089,981	2.68	4.29		
5	Arabian Seas Ins. (AL Manara)*	2,053,492	1,262,896	2,878,212	2,254,379	32,616				32,616	0	2,910,828	2,254,379	1.00	0.87		
6	General Arabia Insurance	2,488,758	2,190,282	6,899,689	5,360,973	2,084,067	1,612,775	672,588	679,280	2,756,655	2,292,055	9,656,344	7,653,028	3.31	2.96		
7	Jerusalem Insurance	5,684,884	6,052,371	8,731,568	8,964,855	992,599	1,044,816	493,268	517,761	1,485,867	1,562,577	10,217,435	10,527,432	3.50	4.07		
8	AL-Nisr Al-Arabi Insurance	2,965,248	2,781,328	4,982,458	4,512,475	3,046,757	2,612,315	3,548,617	2,534,906	6,595,374	5,147,221	11,577,832	9,659,696	3.97	3.73		
9	Jordan French Insurance	7,793,507	7,380,569	10,421,667	9,932,817	4,649,032	4,007,880	809,526	472,849	5,458,558	4,480,729	15,880,225	14,413,546	5.44	5.57		
10	Arab Union International Ins.	3,664,706	3,761,238	4,063,481	4,114,154	127,328	41,564			127,328	41,564	4,190,809	4,155,718	1.44	1.61		
11	Delta Insurance	1,338,171	1,504,842	4,034,956	3,338,109	499,280	485,600	7,173	7,161	506,453	492,761	4,541,409	3,830,870	1.56	1.48		
12	Oasis Insurance	5,620,865	9,306,902	7,013,708	10,183,925	715,151	796,778			715,151	796,778	7,728,859	10,980,703	2.65	4.24		
13	Al Yarmouk Insurance	3,210,284	2,151,132	5,649,153	3,925,630	681,266	605,762	18,764	18,271	700,030	624,033	6,349,183	4,549,663	2.18	1.76		
14	Holy Land Insurance	5,060,765	2,847,349	5,541,746	3,256,406					0	0	5,541,746	3,256,406	1.90	1.26		
15	Arab Life & Accidents Ins.	8,279,043	8,078,681	11,262,385	11,420,896	1,058,787	1,243,858	1,871,676	1,606,510	2,930,463	2,850,368	14,192,848	14,271,264	4.87	5.52		
16	Philadelphia Insurance	3,409,185	3,246,330	3,590,833	3,600,427					0	0	3,590,833	3,600,427	1.23	1.39		
17	American Life Insurance(Alico)	0	0	2,034,638	1,969,955	2,263,443	2,402,748	13,070,274	12,553,641	15,333,717	14,956,389	17,368,355	16,926,344	5.96	6.54		
18	Jordan International Ins.	6,727,689	9,572,374	10,290,666	13,005,807	5,107,496	3,773,377	715,735	513,996	5,823,231	4,287,373	16,113,897	17,293,180	5.53	6.68		
19	Arab German Insurance	9,520,859	5,262,663	14,145,415	9,304,417	7,870,643	5,956,584	955,721	761,150	8,826,364	6,717,734	22,971,779	16,022,151	7.88	6.19		
20	Euro Arab Insurance Group	4,858,495	3,675,750	7,475,906	5,507,104	3,033,067	2,004,886	382,888	301,004	3,415,955	2,305,890	10,891,861	7,812,994	3.73	3.02		
21	Islamic Insurance	5,159,921	3,754,579	7,104,194	5,487,100	1,879,382	1,693,712	1,086,535	874,769	2,965,917	2,568,481	10,070,111	8,055,581	3.45	3.11		
22	Arab Assurers	7,836,259	5,493,974	9,648,523	7,061,090	653,222	429,012	329,782	305,057	983,004	734,069	10,631,527	7,795,159	3.65	3.01		
23	Al Baraka Takaful	4,007,117	3,125,073	4,142,330	3,233,493	404,255				404,255	0	4,546,585	3,233,493	1.56	1.25		
24	Arab Jordanian Ins. Group	7,251,030	6,527,270	9,224,755	8,301,662	587,575	477,790	189,290	169,010	776,865	646,800	10,001,620	8,948,462	3.43	3.46		
25	Arab Orient Insurance	7,860,251	6,376,708	16,257,530	13,917,208	9,566,930	8,219,428			9,566,930	8,219,428	25,824,460	22,136,636	8.85	8.56		
26	Gerasa Insurance	2,565,799	4,481,616	2,840,096	4,845,769	334,532	289,765			334,532	289,765	3,174,628	5,135,534	1.09	1.98		
27	MEDGULF Insurance	593,858	0	4,490,495	0	529,681				529,681	0	5,020,176	0	1.72	0.00		
28	Housing Loans Ins. (Darkom)**	0	0	0	0					0	0	0	0	0.00	0.00		
	Total	129,991,494	121,046,804	210,581,871	190,685,511	51,887,064	42,897,537	29,180,011	25,153,740	81,067,075	68,051,277	291,648,946	258,736,788	100	100		

Table (11)
Motor Underwritten Premiums 2007*
As in 31/12/2007 compared with 31/12/2006(JD)

No.	Companies	Compulsory T.P.L /Jordanian Vehicles**		Compulsory T.P.L from Comprehensive		/ Compulsory T.P.L Foreign Vehicles		Total Compulsory/T.P.L		Comprehensive (Own Damages)		Total Motors	
		2007	2006	2007	2006	2007	2006	2007	2006	2007	2006	2007	2006
1	Jordan Insurance	775,305	659,332	628,154	733,247	517,633	516,988	1,921,092	1,909,567	5,784,770	4,880,933	7,705,862	6,790,500
2	Middle East Insurance	1,132,841	863,796	691,244	619,644	469,367	500,829	2,293,452	1,984,269	3,046,282	2,749,601	5,339,734	4,733,870
3	National Insurance	2,061,039	2,228,815	247,867	268,453	442,266	448,744	2,751,172	2,946,012	1,135,743	1,114,421	3,886,915	4,060,433
4	United Insurance	1,076,944	1,045,050	722,011	1,016,982	971,388	983,615	2,770,343	3,045,647	2,338,454	3,582,427	5,108,797	6,628,074
5	Arabian Seas Ins. (AL Manara)	715,264	566,992	270,734	43,559	454,684	517,507	1,440,682	1,128,058	612,810	134,838	2,053,492	1,262,896
6	General Arabia Insurance	529,549	475,691	291,069	267,759	495,284	470,444	1,315,902	1,213,894	1,172,856	976,388	2,488,758	2,190,282
7	Jerusalem Insurance	1,705,503	2,148,527	795,451	750,915	460,162	476,600	2,961,116	3,376,042	2,723,768	2,676,329	5,684,884	6,052,371
8	AL-Nisr Al-Arabi Insurance	690,856	774,742	492,091	393,845	454,684	485,244	1,637,631	1,653,831	1,327,617	1,127,497	2,965,248	2,781,328
9	Jordan French Insurance	3,988,515	3,773,675	796,895	809,496	494,620	468,803	5,280,030	5,051,974	2,513,477	2,328,595	7,793,507	7,380,569
10	Arab Union International Ins.	2,590,540	2,567,341	88,761	91,129	476,134	491,499	3,155,435	3,149,969	509,271	611,269	3,664,706	3,761,238
11	Delta Insurance	402,260	551,409	93,207	77,432	451,757	512,634	947,224	1,141,475	390,947	363,367	1,338,171	1,504,842
12	Oasis Insurance	1,408,577	1,693,868	540,302	771,684	1,823,958	4,804,218	3,772,837	7,269,770	1,848,028	2,037,132	5,620,865	9,306,902
13	Al Yarmouk Insurance	2,532,823	1,534,840	24,835	23,591	508,948	455,889	3,066,606	2,014,320	143,678	136,812	3,210,284	2,151,132
14	Holy Land Insurance	3,487,243	1,613,734	363,308	292,623	476,134	467,596	4,326,685	2,373,953	734,080	473,396	5,060,765	2,847,349
15	Arab Life & Accidents Ins.	2,516,453	2,749,475	986,378	836,052	535,031	420,468	4,037,862	4,005,995	4,241,180	4,072,686	8,279,042	8,078,681
16	Philadelphia Insurance	1,668,676	1,348,311	388,207	467,291	597,214	559,031	2,654,097	2,374,633	755,088	871,697	3,409,185	3,246,330
17	Jordan International Ins.	2,815,155	2,832,477	973,549	2,294,190	469,367	486,131	4,258,071	5,612,798	2,469,618	3,959,576	6,727,689	9,572,374
18	Arab German Insurance	4,688,884		989,945		396,145		6,074,974	0	3,445,885		9,520,859	5,262,663
19	Euro Arab Insurance Group	1,784,076	1,607,514	828,113	634,621	290,293	330,669	2,902,482	2,572,804	1,956,013	1,102,946	4,858,495	3,675,750
20	Islamic Insurance	2,068,394	1,422,107	635,783	427,291	469,367	486,131	3,173,544	2,335,529	1,986,377	1,419,050	5,159,921	3,754,579
21	Arab Assurers	3,149,638	3,399,042	1,527,151	478,542	273,720	394,561	4,950,509	4,272,145	2,885,750	1,221,829	7,836,259	5,493,974
22	Al Baraka Takaful	3,168,346	2,552,421	65,470	17,479	483,818	455,994	3,717,634	3,025,894	289,483	99,179	4,007,117	3,125,073
23	Arab Jordanian Ins. Group	4,135,760	2,793,304	517,769	656,755	525,866	527,585	5,179,395	3,977,644	2,071,635	2,549,626	7,251,030	6,527,270
24	Arab Orient Insurance	1,307,513	1,814,770	1,037,991	772,079	468,351	486,529	2,813,855	3,073,378	5,046,396	3,303,330	7,860,251	6,376,708
25	Gerasa Insurance	1,510,006	3,317,663	181,985	207,779	479,262	508,147	2,171,253	4,033,589	394,546	448,027	2,565,799	4,481,616
26	MEDGULF Insurance	23,160		29,016		265,674		317,850		276,008		593,858	0
	Total	51,933,320	44,334,896	14,207,286	12,952,438	13,751,127	16,255,856	79,891,733	73,543,190	50,099,760	42,240,951	129,991,493	121,046,804

* These numbers are according to the tables issued by insurance companies.

** The premiums of T.P.L Jordanian Vehicles premiums include T.P.L policies issued by the unified office at JOIF + T.P.L tenders premiums + orange card premiums.

Table (12)
Companie's Classification & Share of Gross Written Premiums(JD)
As in 31/12/2007

-1

Classification of companies according to(Non Life Insurances Premiums)

No	Companies	Non Life Insurance Premiums	Companies Share%
1	Jordan Insurance	18,377,934	8.73
2	Arab Orient Insurance	16,257,530	7.72
3	Middle East Insurance	15,360,409	7.29
4	Arab German Insurance	14,145,415	6.72
5	Arab Life & Accidents Ins.	11,262,385	5.35
6	Jordan French Insurance	10,421,667	4.95
7	Jordan International Ins.	10,290,666	4.89
8	Arab Assurers	9,648,523	4.38
9	Arab Jordanian Ins. Group	9,224,755	4.15
10	Jerusalem Insurance	8,731,568	4.15
11	Euro Arab Insurance Group	7,475,906	3.55
12	National Insurance	7,160,043	3.40
13	Islamic Insurance	7,104,194	3.37
14	Oasis Insurance	7,013,708	3.33
15	United Insurance	6,959,081	3.30
16	General Arabia Insurance	6,899,689	3.28
17	Al Yarmouk Insurance	5,649,153	2.68
18	Holy Land Insurance	5,541,746	2.63
19	AL-Nisr Al-Arabi Insurance	4,982,458	2.13
20	MEDGULF Insurance	4,490,495	1.97
21	Al Baraka Takaful	4,142,330	1.97
22	Arab Union International Ins.	4,063,481	1.93
23	Delta Insurance	4,034,956	1.92
24	Philadelphia Insurance	3,590,833	1.71
25	Arabian Seas Ins. (AL Manara)*	2,878,212	1.37
26	Gerasa Insurance	2,840,096	1.35
27	American Life Insurance(Alico)	2,034,638	0.97
28	Housing Loans Ins. (Darkom)**		
	Total	210,581,871	100.00

Classification of companies according to (Life & Medical Premiums)

No	Companies	Life & Medical Insurance Premiums	Companies Share%
1	American Life Insurance(Alico)	15,333,717	18.91
2	Arab Orient Insurance	9,566,930	11.80
3	Arab German Insurance	8,826,364	10.89
4	AL-Nisr Al-Arabi Insurance	6,595,374	8.14
5	Jordan International Ins.	5,823,231	7.18
6	Jordan Insurance	5,810,830	7.17
7	Jordan French Insurance	5,458,558	6.73
8	Euro Arab Insurance Group	3,415,955	4.21
9	Middle East Insurance	3,407,160	4.20
10	Islamic Insurance	2,965,917	3.66
11	Arab Life & Accidents Ins.	2,930,463	3.61
12	General Arabia Insurance	2,756,655	3.40
13	Jerusalem Insurance	1,485,867	1.83
14	Arab Assurers	983,004	1.21
15	United Insurance	871,340	1.07
16	Arab Jordanian Ins. Group	776,865	0.96
17	Oasis Insurance	715,151	0.88
18	National Insurance	708,799	0.87
19	Al Yarmouk Insurance	700,030	0.86
20	MEDGULF Insurance	529,681	0.65
21	Delta Insurance	506,453	0.62
22	Al Baraka Takaful	404,255	0.50
23	Gerasa Insurance	334,532	0.41
24	Arab Union International Ins.	127,328	0.16
25	Arabian Seas Ins. (AL Manara)	32,616	0.04
26	Holy Land Insurance	*	
27	Philadelphia Insurance	*	
28	Housing Loans Ins. (Darkom)**	*	
	Total	81,067,075	100.00

Classification of companies according to (Gross Premiums)

No	Companies	Gross Premiums	Companies Share%
1	Arab Orient Insurance	25,824,460	8.85
2	Jordan Insurance	24,188,764	8.29
3	Arab German Insurance	22,971,779	7.88
4	Middle East Insurance	18,767,569	6.43
5	American Life Insurance(Alico)	17,368,355	5.96
6	Jordan International Ins.	16,113,897	5.53
7	Jordan French Insurance	15,880,225	5.44
8	Arab Life & Accidents Ins.	14,192,848	4.87
9	AL-Nisr Al-Arabi Insurance	11,577,832	3.97
10	Euro Arab Insurance Group	10,891,861	3.73
11	Arab Assurers	10,631,527	3.65
12	Jerusalem Insurance	10,217,435	3.50
13	Islamic Insurance	10,070,111	3.45
14	Arab Jordanian Ins. Group	10,001,620	3.43
15	General Arabia Insurance	9,656,344	3.31
16	National Insurance	7,868,842	2.70
17	United Insurance	7,830,421	2.68
18	Oasis Insurance	7,728,859	2.65
19	Al Yarmouk Insurance	6,349,183	2.18
20	Holy Land Insurance	5,541,746	1.90
21	MEDGULF Insurance	5,020,176	1.72
22	Al Baraka Takaful	4,546,585	1.56
23	Delta Insurance	4,541,408	1.56
24	Arab Union International Ins.	4,190,809	1.44
25	Philadelphia Insurance	3,590,833	1.23
26	Gerasa Insurance	3,174,629	1.09
27	Arabian Seas Ins. (AL Manara)	2,910,828	1.00
28	Housing Loans Ins. (Darkom)		
	Total	291,648,946	100.00

* The company's name changed in May 2008

* Companies classified from 26-28 don't practice Life & Medical Ins. in 2007

** The company started its business in June 2007 and its specialized in Insuring Housing Loans.

Table (12)

Companies Classification & Share of Gross Written Premiums Per Class As in 31/12/2007 (JD)

Cont.-2

Marine & Transport			Fire&Other Property Damages			General Accident		
No.	Companies	Written Premiums	No.	Companies	Written Premiums	No.	Companies	Written Premiums
1	Middle East Insurance	4,126,404	1	Jordan Insurance	6,880,703	1	Arab Orient Insurance	3,299,022
2	Jordan Insurance	2,212,055	2	Middle East Insurance	4,859,953	2	American Life Insurance(Alico)	2,034,638
3	Arab Orient Insurance	2,096,326	3	MEDGULF Insurance	3,823,008	3	Jordan Insurance	1,579,314
4	Jordan International Ins.	1,921,689	4	Arab German Insurance	3,321,357	4	Euro Arab Insurance Group	1,305,401
5	General Arabia Insurance	1,776,910	5	Arab Orient Insurance	3,001,931	5	Middle East Insurance	1,034,318
6	Jordan French Insurance	1,329,739	6	National Insurance	2,432,399	6	Arab German Insurance	613,517
7	Jerusalem Insurance	1,274,910	7	General Arabia Insurance	2,037,986	7	AL-Nisr Al-Arabi Insurance	607,488
8	Euro Arab Insurance Group	852,194	8	Delta Insurance	1,982,154	8	General Arabia Insurance	596,035
9	Islamic Insurance	849,271	9	Al Yarmouk Insurance	1,641,554	9	Jordan International Ins.	382,943
10	Arab Life & Accidents Ins.	767,233	10	Jerusalem Insurance	1,470,436	10	Arab Jordanian Ins. Group	343,215
11	Al Yarmouk Insurance	758,144	11	Arab Life & Accidents Ins.	1,405,582	11	Arab Life & Accidents Ins.	323,252
12	Arab German Insurance	689,682	12	United Insurance	1,291,597	12	Jerusalem Insurance	301,338
13	Arab Jordanian Ins. Group	685,660	13	Jordan International Ins.	1,258,345	13	Islamic Insurance	238,477
14	National Insurance	674,703	14	Jordan French Insurance	968,669	14	United Insurance	237,288
15	Arab Assurers	667,176	15	Arab Jordanian Ins. Group	944,850	15	Arab Assurers	190,245
16	Arabian Seas Ins. (AL Manara)*	592,080	16	Arab Assurers	936,393	16	Delta Insurance	182,106
17	AL-Nisr Al-Arabi Insurance	549,969	17	AL-Nisr Al-Arabi Insurance	859,753	17	National Insurance	166,026
18	Oasis Insurance	535,923	18	Islamic Insurance	856,525	18	Oasis Insurance	118,546
19	Delta Insurance	532,525	19	Oasis Insurance	738,374	19	Arabian Seas Ins. (AL Manara)*	111,485
20	United Insurance	321,399	20	Euro Arab Insurance Group	459,816	20	Jordan French Insurance	51,247
21	Arab Union International Ins.	200,149	21	Holy Land Insurance	407,738	21	Philadelphia Insurance	49,735
22	Philadelphia Insurance	67,462	22	Gerasa Insurance	199,313	22	MEDGULF Insurance	47,307
23	Gerasa Insurance	67,020	23	Arab Union International Ins.	171,325	23	Holy Land Insurance	41,663
24	Al Baraka Takaful	53,182	24	Arabian Seas Ins. (AL Manara)*	121,155	24	Al Yarmouk Insurance	39,171
25	Holy Land Insurance	31,580	25	Al Baraka Takaful	66,455	25	Arab Union International Ins.	27,301
26	MEDGULF Insurance	26,322	26	Philadelphia Insurance	64,451	26	Al Baraka Takaful	15,576
27	American Life Insurance(Alico)		27	American Life Insurance(Alico)		27	Gerasa Insurance	7,964
28	Housing Loans Ins. (Darkom)**		28	Housing Loans Ins. (Darkom)**		28	Housing Loans Ins. (Darkom)**	
Total		23,659,707	Total		42,201,822	Total		13,944,618

* The company's name was changed to Al Manara Insurance Co. since May 2008.

** The company started its business in June 2007 and its specialized in Insuring Housing Loans.

*** Companies classified from 27-28 doesn't practice Marine & Fire Insurances

Table (12)

Companie's Classification & Share of Gross Written Premiums Per Class As in 31/12/2007 (JD)

Cont. -3

Life			Medical			Motor(Compulsory(Third Party Liability Insurance)&Comprehensive(Own Damages))		
No.	Companies	Written Premiums	No.	Companies	Written Premiums	No.	Companies	Written Premiums
1	American Life Insurance(Alico)	13,070,274	1	Arab Orient Insurance	9,566,930	1	Arab German Insurance	9,520,859
2	AL-Nisr Al-Arabi Insurance	3,548,617	2	Arab German Insurance	7,870,643	2	Arab Life & Accidents Ins.	8,279,043
3	Jordan Insurance	3,419,318	3	Jordan International Ins.	5,107,496	3	Arab Orient Insurance	7,860,251
4	Arab Life & Accidents Ins.	1,871,676	4	Jordan French Insurance	4,649,032	4	Arab Assurers	7,836,259
5	Middle East Insurance	1,289,808	5	AL-Nisr Al-Arabi Insurance	3,046,757	5	Jordan French Insurance	7,793,507
6	Islamic Insurance	1,086,535	6	Euro Arab Insurance Group	3,033,067	6	Jordan Insurance	7,705,862
7	Arab German Insurance	955,721	7	Jordan Insurance	2,391,512	7	Arab Jordanian Ins. Group	7,251,029
8	Jordan French Insurance	809,526	8	American Life Insurance(Alico)	2,263,443	8	Jordan International Ins.	6,727,689
9	Jordan International Ins.	715,735	9	Middle East Insurance	2,117,352	9	Jerusalem Insurance	5,684,884
10	General Arabia Insurance	672,588	10	General Arabia Insurance	2,084,067	10	Oasis Insurance	5,620,865
11	Jerusalem Insurance	493,268	11	Islamic Insurance	1,879,382	11	Middle East Insurance	5,339,734
12	Euro Arab Insurance Group	382,888	12	Arab Life & Accidents Ins.	1,058,787	12	Islamic Insurance	5,159,921
13	Arab Assurers	329,782	13	Jerusalem Insurance	992,599	13	United Insurance	5,108,797
14	National Insurance	228,903	14	United Insurance	781,195	14	Holy Land Insurance	5,060,765
15	Arab Jordanian Ins. Group	189,290	15	Oasis Insurance	715,151	15	Euro Arab Insurance Group	4,858,495
16	United Insurance	90,145	16	Al Yarmouk Insurance	681,266	16	Al Baraka Takaful	4,007,117
17	Al Yarmouk Insurance	18,764	17	Arab Assurers	653,222	17	National Insurance	3,886,915
18	Delta Insurance	7,173	18	Arab Jordanian Ins. Group	587,575	18	Arab Union International Ins.	3,664,706
19	Gerasa Insurance	*	19	MEDGULF Insurance	529,681	19	Philadelphia Insurance	3,409,185
20	Arabian Seas Ins. (AL Manara)	*	20	Delta Insurance	499,280	20	Al Yarmouk Insurance	3,210,284
21	Arab Union International Ins.	*	21	National Insurance	479,896	21	AL-Nisr Al-Arabi Insurance	2,965,248
22	Oasis Insurance	*	22	Al Baraka Takaful	404,255	22	Gerasa Insurance	2,565,800
23	Holy Land Insurance	*	23	Gerasa Insurance	334,532	23	General Arabia Insurance	2,488,758
24	Philadelphia Insurance	*	24	Arab Union International Ins.	127,328	24	Arabian Seas Ins. (AL Manara)	2,053,492
25	Al Baraka Takaful	*	25	Arabian Seas Ins. (AL Manara)	32,616	25	Delta Insurance	1,338,171
26	Arab Orient Insurance	*	26	Holy Land Insurance	*	26	MEDGULF Insurance	593,858
27	MEDGULF Insurance	*	27	Philadelphia Insurance	*	27	American Life Insurance(Alico)	*
28	Housing Loans Ins. (Darkom)	**	28	Housing Loans Ins. (Darkom)	*	28	Housing Loans Ins. (Darkom)	*
Total		29,180,011	Total		51,887,064	Total		129,991,494

* Companies classified from 19-28 don't practice Life Assurance

* Companies classified from 26-28 dont practice Medical Insurance

* The company doesn't practice motor Insurance

**The company started its business in June 2007 and its specialized in Insuring Housing Loans.

Companies Share % in Paid Claims 2007

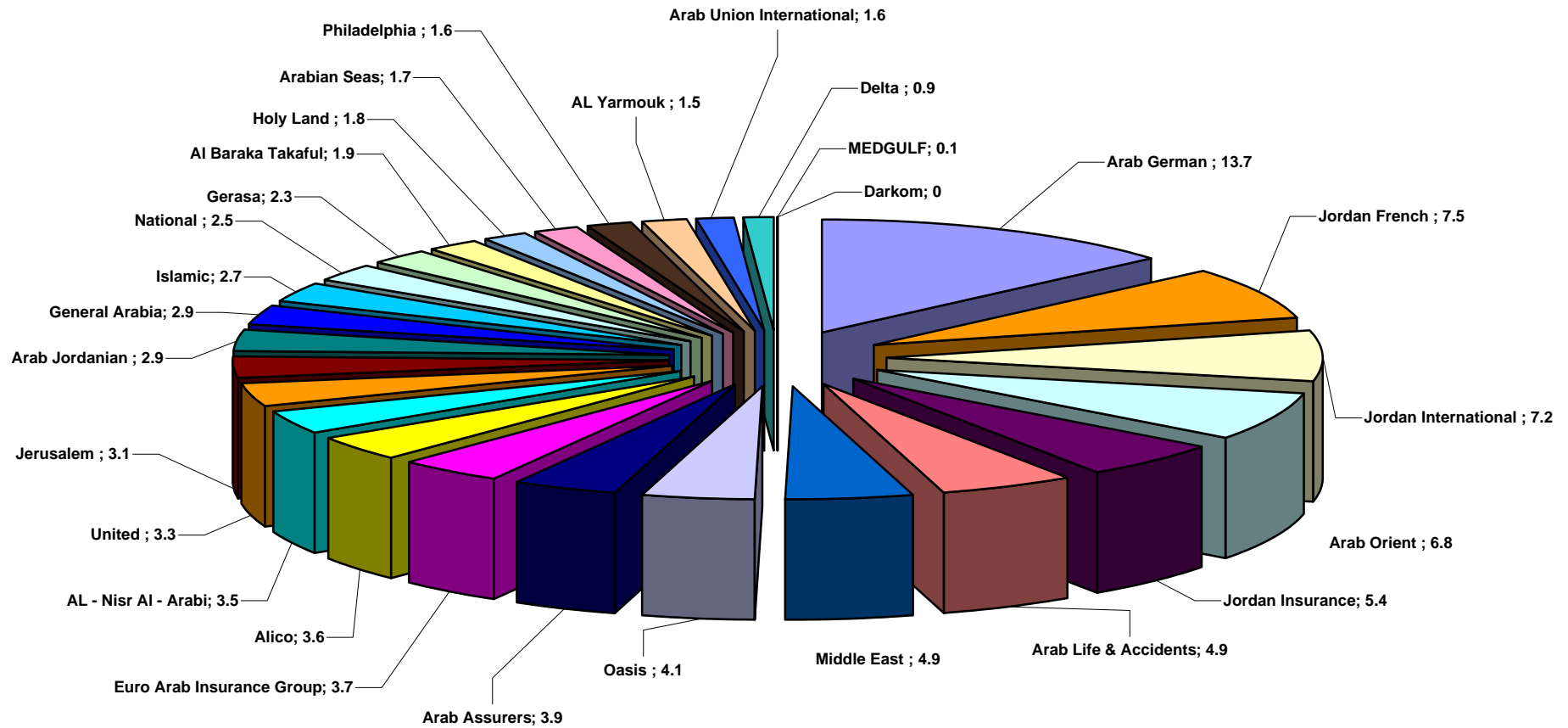


Table (13)
Paid Claims 2007 (JD)
(Companie's Share of All Classes)

1-

No.	Companies	Marine		Aviation		Total Marine+Aviation		Fire& Other Property Damages		Liability		Other Branches		Credit		Motor			
																Compulsory(Third Party Liability Insurance)		Comprehensive (Own Damages)	
		2007	2006	2007	2006	2007	2006	2007	2006	2007	2006	2007	2006	2007	2006	2007	2006	2007	2006
1	Jordan Insurance	905,367	483,823			905,367	483,823	2,059,131	4,060,453	47,506	19,586	2,804	205,053			1,915,633	1,540,278	3,195,451	2,053,759
2	Middle East Insurance	208,822	113,083			208,822	113,083	1,701,004	1,460,608	3,575	8,054	7,307	10,661			2,734,774	2,691,731	2,911,475	3,051,552
3	National Insurance	358,785	26,050			358,785	26,050	222,021	1,138,463	3,664	10,151	6,702	6,517			3,019,461	2,907,167	1,243,489	1,407,112
4	United Insurance	345,770	325,004			345,770	325,004	365,069	257,688	14,716	19,540	13,504	10,275			2,239,080	2,249,864	3,169,099	2,570,051
5	Arabian Seas Ins. (AL Manara)*	1,038,118	7,463			1,038,118	7,463	14,706	18,907	406,804	100,307	58	804			1,590,659	1,697,628	364,901	94,940
6	General Arabia Insurance	595,451	125,098			595,451	125,098	994,179	264,859			62,675	64,408			1,106,018	1,313,652	1,156,007	1,115,390
7	Jerusalem Insurance	231,646	214,856			231,646	214,856	300,891	929,141	25,174	6,565	4,684	603			3,335,639	3,092,964	1,490,979	1,644,110
8	AL-Nisr Al-Arabi Insurance	77,856	132,706			77,856	132,706	145,856	74,933	15,646	3,616	55,187	14,494			1,933,577	1,634,334	1,002,609	826,582
9	Jordan French Insurance	130,849	266-			130,849	266-	315,724	485,158	2,422	15,486	735				6,350,645	5,320,561	3,750,612	2,961,946
10	Arab Union International Ins.	471	6,441			471	6,441	42,520	51,822			1,761	591			2,776,327	2,922,033	366,236	453,936
11	Delta Insurance	111,399	222,165			111,399	222,165	157,832	149,229	6,894	1,564	4,666	6,862			816,436	1,108,697	428,371	507,770
12	Oasis Insurance	57,903	38,016			57,903	38,016	773,055	131,196	12		11,202	9,019			4,416,438	3,714,416	2,718,130	2,405,081
13	Al Yarmouk Insurance	116,701	42,609			116,701	42,609	57,885	113,504	5,003	1,098	150	219			2,459,709	1,230,802	68,350	43,527
14	Holy Land Insurance	1,500	35,757			1,500	35,757	538,800	667,127	1,993	13,622					2,641,354	2,306,230	697,044	621,027
15	Arab Life & Accidents Ins.	151,547	479,616			151,547	479,616	565,189	403,211	70,523	75,437			247,061	91,872	3,750,366	3,437,231	2,965,363	2,108,265
16	Philadelphia Insurance	40,179	95,977			40,179	95,977	7,657	16,944	5,532			5,071			2,361,007	2,270,210	895,468	860,563
17	American Life Insurance(Alico)					0	0					188,293	171,690						
18	Jordan International Ins.	180,873	188,750	264,151		180,873	452,901	1,070,306	285,723	11,084	6,529		2,408			4,963,868	3,933,285	4,211,410	3,962,800
19	Arab German Insurance	319,908	130,550			319,908	130,550	13,875,773	6,519,756	216,606	39,552	22,470	26,046			4,939,860		3,179,051	
20	Euro Arab Insurance Group	92,137	41,202			92,137	41,202	160,752	78,903	135,458	164,779					2,209,657	2,068,479	2,893,126	1,275,999
21	Islamic Insurance	147,058	181,406			147,058	181,406	243,160	98,364			65,324	42,391			2,390,961	2,171,881	990,243	785,749
22	Arab Assurers	116,472	208,052			116,472	208,052	318,500	344,263	4,611	995	5,247	5,998			4,871,796	3,695,752	1,997,363	1,123,878
23	Al Baraka Takaful	11,681	1,292			11,681	1,292	25,661	64,728							3,736,510	2,894,684	171,782	167,874
24	Arab Jordanian Ins. Group	173,141	56,230			173,141	56,230	287,901	2,894,422			39,063	51,503			3,280,032	3,271,475	2,121,849	1,713,564
25	Arab Orient Insurance	91,811	94,101	6,261	1,644	98,072	95,745	497,269	654,281	20,118	22,135	148,660	583,168			2,938,193	2,446,699	4,024,120	2,696,239
26	Gerasa Insurance	1,125	44,678			1,125	44,678	476,241	54,668	721		250	2,390			3,445,837	3,879,163	539,257	921,029
27	MEDGULF Insurance					0	0	11,267								13,241		23,177	
28	Housing Loans Ins. (Darkom)**					0	0												
	Total	5,506,570	3,294,659	6,261	265,795	5,512,831	3,560,454	25,228,349	21,218,351	998,062	509,016	640,742	1,220,171	247,061	91,872	76,237,078	63,799,216	46,574,962	35,372,743

* The company's name was changed to Al Manara Insurance Co. since May 2008.

** The company started its business in June 2007 and its specialized in Insuring Housing Loans.

Table (13)
Paid Claims 2007 (JD)
(Companie's Share of All Classes)

Cont.-2

No.	Companies	Total Motor		Non Life Insurances		Medical		Life		Medical+Life		Gross Paid Claims		Market s Share %	
		Compulsory (Third Party Liability Ins.)& Comprehensive (Own Damages)		2007	2006	2007	2006	2007	2006	2007	2006	2007	2006	2007	2006
		2007	2006	2007	2006	2007	2006	2007	2006	2007	2006	2007	2006	2007	2006
1	Jordan Insurance	5,111,084	3,594,037	8,125,892	8,362,952	1,071,600	879,456	1,949,387	1,372,166	3,020,987	2,251,622	11,146,879	10,614,574	5.37	6.08
2	Middle East Insurance	5,646,249	5,743,283	7,566,957	7,335,689	1,641,210	1,583,893	892,906	609,396	2,534,116	2,193,289	10,101,073	9,528,978	4.87	5.46
3	National Insurance	4,262,950	4,314,279	4,854,122	5,495,460	298,386	226,366	74,991	94,153	373,377	320,519	5,227,499	5,815,979	2.52	3.33
4	United Insurance	5,408,179	4,819,915	6,147,238	5,432,422	739,643	713,901	31,300	60,500	770,943	774,401	6,918,181	6,206,823	3.33	3.56
5	Arabian Seas Ins. (AL Manara)*	1,955,560	1,792,568	3,415,246	1,920,049	5,429				5,429	0	3,420,675	1,920,049	1.65	1.10
6	General Arabia Insurance	2,262,025	2,429,042	3,914,330	2,883,407	1,848,142	1,459,472	199,568	317,745	2,047,710	1,777,217	5,962,040	4,660,624	2.87	2.67
7	Jerusalem Insurance	4,826,618	4,737,074	5,389,013	5,888,239	630,385	630,726	493,322	476,201	1,123,707	1,106,927	6,512,720	6,995,166	3.14	4.01
8	AL-Nisr Al-Arabi Insurance	2,936,186	2,460,916	3,230,731	2,686,665	2,470,162	2,154,839	1,558,820	944,698	4,028,982	3,099,537	7,259,713	5,786,202	3.50	3.32
9	Jordan French Insurance	10,101,257	8,282,507	10,550,987	8,782,885	4,694,564	4,428,127	291,354	469,958	4,985,918	4,898,085	15,536,905	13,680,970	7.49	7.84
10	Arab Union International Ins.	3,142,563	3,375,969	3,187,315	3,434,823	48,111	4,125			48,111	4,125	3,235,426	3,438,948	1.56	1.97
11	Delta Insurance	1,244,807	1,616,467	1,525,598	1,996,287	401,002	342,985			401,002	342,985	1,926,600	2,339,272	0.93	1.34
12	Oasis Insurance	7,134,568	6,119,497	7,976,740	6,297,728	453,006	371,541			453,006	371,541	8,429,746	6,669,269	4.06	3.82
13	Al Yarmouk Insurance	2,528,059	1,274,329	2,707,798	1,431,759	512,601	463,127	20,035	1,362	532,636	464,489	3,240,434	1,896,248	1.56	1.09
14	Holy Land Insurance	3,338,398	2,927,257	3,880,691	3,643,763					0	0	3,880,691	3,643,763	1.87	2.09
15	Arab Life & Accidents Ins.	6,715,729	5,545,496	7,750,049	6,595,632	1,045,629	1,216,800	1,411,468	910,383	2,457,097	2,127,183	10,207,146	8,722,815	4.92	5.00
16	Philadelphia Insurance	3,256,475	3,130,773	3,309,843	3,248,765					0	0	3,309,843	3,248,765	1.59	1.86
17	American Life Insurance(Alico)	0	0	188,293	171,690	1,876,495	2,349,013	5,329,034	4,458,038	7,205,529	6,807,051	7,393,822	6,978,741	3.56	4.00
18	Jordan International Ins.	9,175,278	7,896,085	10,437,541	8,643,646	4,169,760	3,132,196	231,965	180,161	4,401,725	3,312,357	14,839,266	11,956,003	7.15	6.85
19	Arab German Insurance	8,118,911	4,128,006	22,553,668	10,843,910	5,445,616	4,485,186	534,879	393,179	5,980,495	4,878,365	28,534,163	15,722,275	13.75	9.01
20	Euro Arab Insurance Group	5,102,783	3,344,478	5,491,130	3,629,362	1,762,396	1,520,908	352,752	96,114	2,115,148	1,617,022	7,606,278	5,246,384	3.66	3.01
21	Islamic Insurance	3,381,204	2,957,630	3,836,746	3,279,791	1,460,172	1,246,906	397,648	383,050	1,857,820	1,629,956	5,694,566	4,909,747	2.74	2.81
22	Arab Assurers	6,869,159	4,819,630	7,313,989	5,378,938	446,931	609,412	224,536	92,939	671,467	702,351	7,985,456	6,081,289	3.85	3.49
23	Al Baraka Takaful	3,908,292	3,062,558	3,945,634	3,128,578	101,274				101,274	0	4,046,908	3,128,578	1.95	1.79
24	Arab Jordanian Ins. Group	5,401,881	4,985,039	5,901,986	7,987,194	306,101	216,772	760	86,308	306,861	303,080	6,208,847	8,290,274	2.99	4.75
25	Arab Orient Insurance	6,962,313	5,142,938	7,726,432	6,498,267	6,318,233	5,405,049			6,318,233	5,405,049	14,044,665	11,903,316	6.77	6.82
26	Gerasa Insurance	3,985,094	4,800,192	4,463,431	4,901,928	245,527	151,833			245,527	151,833	4,708,958	5,053,761	2.27	2.90
27	MEDGULF Insurance	36,418	0	47,685	0	134,567				134,567	0	182,252	0	0.09	0.00
28	Housing Loans Ins. (Darkom)**	0	0	0	0	0				0	0	0	0	0.00	0.00
	Total	122,812,040	103,299,965	155,439,085	129,899,829	38,126,942	33,592,633	13,994,725	10,946,351	52,121,667	44,538,984	207,560,752	174,438,813	100	100

Table (14)
Motor Paid Claims
As in 31/12/2007 compared with 31/12/2006(JD)

NO	Companies	Compulsory T.P.L /Jordanian Vehicles		Compulsory T.P.L from Comprehensive		Compulsory T.P.L / Foreign Vehicles		Total Compulsory/T.P.L		Comprehensive (Own Damages)		Total Motors	
		2007	2006	2007	2006	2007	2006	2007	2006	2007	2006	2007	2006
1	Jordan Insurance	950,373	804,694	847,004	654,043	118,256	81,541	1,915,633	1,540,278	3,195,451	2,053,759	5,111,084	3,594,037
2	Middle East Insurance	1,517,635	1,191,819	926,458	1,180,671	290,681	319,241	2,734,774	2,691,731	2,911,475	3,051,552	5,646,249	5,743,283
3	National Insurance	2,584,052	2,381,284	257,387	353,647	178,022	172,236	3,019,461	2,907,167	1,243,489	1,407,112	4,262,950	4,314,279
4	United Insurance	958,636	1,234,718	1,197,754	941,935	82,690	73,211	2,239,080	2,249,864	3,169,099	2,570,051	5,408,179	4,819,915
5	Arabian Seas Ins. (AL Manara)	1,162,348	1,386,709	313,838	253,249	114,473	57,670	1,590,659	1,697,628	364,901	94,940	1,955,560	1,792,568
6	General Arabia Insurance	658,569	847,605	314,257	347,873	133,192	118,174	1,106,018	1,313,652	1,156,007	1,115,390	2,262,025	2,429,042
7	Jerusalem Insurance	2,425,109	2,292,827	799,858	693,439	110,672	106,698	3,335,639	3,092,964	1,490,979	1,644,110	4,826,618	4,737,074
8	AL-Nisr Al-Arabi Insurance	1,343,474	1,233,178	475,629	296,494	114,474	104,662	1,933,577	1,634,334	1,002,609	826,582	2,936,186	2,460,916
9	Jordan French Insurance	5,079,606	4,290,623	1,040,594	742,248	230,445	287,690	6,350,645	5,320,561	3,750,612	2,961,946	10,101,257	8,282,507
10	Arab Union International Ins.	2,502,399	2,648,303	158,552	167,286	115,376	106,444	2,776,327	2,922,033	366,236	453,936	3,142,563	3,375,969
11	Delta Insurance	615,205	884,554	72,819	114,059	128,412	110,084	816,436	1,108,697	428,371	507,770	1,244,807	1,616,467
12	Oasis Insurance	2,901,561	2,238,408	612,753	238,855	902,124	1,237,153	4,416,438	3,714,416	2,718,130	2,405,081	7,134,568	6,119,497
13	Al Yarmouk Insurance	2,200,879	1,096,717	103,000	23,465	155,830	110,620	2,459,709	1,230,802	68,350	43,527	2,528,059	1,274,329
14	Holy Land Insurance	2,122,502	1,758,674	388,248	453,642	130,604	93,914	2,641,354	2,306,230	697,044	621,027	3,338,398	2,927,257
15	Arab Life & Accidents Ins.	2,686,797	2,463,987	927,648	879,974	135,921	93,270	3,750,366	3,437,231	2,965,363	2,108,265	6,715,729	5,545,496
16	Philadelphia Insurance	1,574,499	1,706,898	621,750	398,600	164,758	164,712	2,361,007	2,270,210	895,468	860,563	3,256,475	3,130,773
17	Jordan International Ins.	3,094,996	2,480,362	1,350,882	1,255,981	517,990	196,942	4,963,868	3,933,285	4,211,410	3,962,800	9,175,278	7,896,085
18	Arab German Insurance	4,080,081		759,989		99,790		4,939,860	0	3,179,051		8,118,911	4,128,006
19	Euro Arab Insurance Group	2,209,657	1,922,777		145,702			2,209,657	2,068,479	2,893,126	1,275,999	5,102,783	3,344,478
20	Islamic Insurance	1,793,660	1,666,227	480,835	393,335	116,466	112,319	2,390,961	2,171,881	990,243	785,749	3,381,204	2,957,630
21	Arab Assurers	4,036,348	3,153,541	730,691	450,051	104,757	92,160	4,871,796	3,695,752	1,997,363	1,123,878	6,869,159	4,819,630
22	Al Baraka Takaful	3,361,601	2,511,965	256,323	289,297	118,586	93,422	3,736,510	2,894,684	171,782	167,874	3,908,292	3,062,558
23	Arab Jordanian Ins. Group	2,646,587	2,329,781	550,568	810,772	82,877	130,922	3,280,032	3,271,475	2,121,849	1,713,564	5,401,881	4,985,039
24	Arab Orient Insurance	2,139,528	1,711,362	690,165	633,474	108,500	101,863	2,938,193	2,446,699	4,024,120	2,696,239	6,962,313	5,142,938
25	Gerasa Insurance	3,006,563	3,491,681	309,429	252,262	129,845	135,220	3,445,837	3,879,163	539,257	921,029	3,985,094	4,800,192
26	MEDGULF Insurance	1,135		100		12,006		13,241		23,177		36,418	0
	Total	57,653,800	47,728,694	14,186,531	11,970,354	4,396,747	4,100,168	76,237,078	63,799,216	46,574,962	35,372,743	122,812,040	103,299,965

Table (15)

Companie's Classification & Share of Total Paid Claims As in 31/12/2007 (JD)

-1

Classification of companies according to(Non Life Insurances Paid Claims)				Classification of companies according to (Life & Medical Paid Claims)				Classification of companies according to (Total Paid Claims)			
No	Companies	Non Life Paid Claims	Companies Share%	No	Companies	Life & Medical Paid Claims	Companies Share%	No	Companies	Total Paid Claims	Companies Share%
1	Arab German Insurance	22,553,668	14.51	1	American Life Insurance(Alico)	7,205,529	13.82	1	Arab German Insurance	28,534,163	13.75
2	Jordan French Insurance	10,550,987	6.79	2	Arab Orient Insurance	6,318,233	12.12	2	Jordan French Insurance	15,536,915	7.49
3	Jordan International Ins.	10,437,541	6.71	3	Arab German Insurance	5,980,495	11.47	3	Jordan International Ins.	14,839,266	7.15
4	Jordan Insurance	8,125,892	5.23	4	Jordan French Insurance	4,985,918	9.57	4	Arab Orient Insurance	14,044,665	6.77
5	Oasis Insurance	7,976,740	5.13	5	Jordan International Ins.	4,401,725	8.45	5	Jordan Insurance	11,146,879	5.37
6	Arab Life & Accidents Ins.	7,750,049	4.99	6	AL-Nisr Al-Arabi Insurance	4,028,982	7.73	6	Arab Life & Accidents Ins.	10,207,146	4.92
7	Arab Orient Insurance	7,726,432	4.97	7	Jordan Insurance	3,020,987	5.80	7	Middle East Insurance	10,101,073	4.87
8	Middle East Insurance	7,566,957	4.87	8	Middle East Insurance	2,534,116	4.86	8	Oasis Insurance	8,429,746	4.06
9	Arab Assurers	7,313,989	4.71	9	Arab Life & Accidents Ins.	2,457,097	4.71	9	Arab Assurers	7,985,456	3.85
10	United Insurance	6,147,238	3.95	10	Euro Arab Insurance Group	2,115,148	4.06	10	Euro Arab Insurance Group	7,606,278	3.66
11	Arab Jordanian Ins. Group	5,901,986	3.80	11	General Arabia Insurance	2,047,710	3.93	11	American Life Insurance(Alico)	7,393,822	3.56
12	Euro Arab Insurance Group	5,491,130	3.53	12	Islamic Insurance	1,857,820	3.56	12	AL-Nisr Al-Arabi Insurance	7,259,713	3.50
13	Jerusalem Insurance	5,389,013	3.47	13	Jerusalem Insurance	1,123,707	2.16	13	United Insurance	6,918,181	3.33
14	National Insurance	4,854,122	3.12	14	United Insurance	770,943	1.48	14	Jerusalem Insurance	6,512,720	3.14
15	Gerasa Insurance	4,463,431	2.87	15	Arab Assurers	671,467	1.29	15	Arab Jordanian Ins. Group	6,208,847	2.99
16	Al Baraka Takaful	3,945,634	2.54	16	Al Yarmouk Insurance	532,636	1.02	16	General Arabia Insurance	5,962,040	2.87
17	General Arabia Insurance	3,914,330	2.52	17	Oasis Insurance	453,006	0.87	17	Islamic Insurance	5,694,566	2.74
18	Holy Land Insurance	3,880,691	2.50	18	Delta Insurance	401,002	0.77	18	National Insurance	5,227,499	2.52
19	Islamic Insurance	3,836,746	2.47	19	National Insurance	373,377	0.72	19	Gerasa Insurance	4,708,958	2.27
20	Arabian Seas Ins. (AL Manara)	3,415,246	2.20	20	Arab Jordanian Ins. Group	306,861	0.59	20	Al Baraka Takaful	4,046,908	1.95
21	Philadelphia Insurance	3,309,843	2.13	21	Gerasa Insurance	245,527	0.47	21	Holy Land Insurance	3,880,691	1.87
22	AL-Nisr Al-Arabi Insurance	3,230,731	2.08	22	MEDGULF Insurance	134,567	0.26	22	Arabian Seas Ins. (AL Manara)	3,420,675	1.65
23	Arab Union International Ins.	3,187,315	2.05	23	Al Baraka Takaful	101,274	0.19	23	Philadelphia Insurance	3,309,843	1.59
24	Al Yarmouk Insurance	2,707,798	1.74	24	Arab Union International Ins.	48,111		24	Al Yarmouk Insurance	3,240,434	1.56
25	Delta Insurance	1,525,598	0.98	25	Arabian Seas Ins. (AL Manara)	5,429		25	Arab Union International Ins.	3,235,426	1.56
26	American Life Insurance(Alico)	188,293	0.12	26	Holy Land Insurance	*		26	Delta Insurance	1,926,600	0.93
27	MEDGULF Insurance	47,685	0.03	27	Philadelphia Insurance	*		27	MEDGULF Insurance	182,252	0.09
28	Housing Loans Ins. (Darkom)	*		28	Housing Loans Ins. (Darkom)	*		28	Housing Loans Ins. (Darkom)		
	Total	155,439,085	100.00		Total	52,121,667	100		Total	207,560,762	100.000

** The company started its business in June 2007 and its specialized in Insuring Housing Loans.

*Companies classified from 26-28 don't practice Life& Medical Insurance

Table (15)

Companies Classification & Share of Paid Claims Per Class As in 31/12/2007 (JD)

Cont. -2

Marine & Transport			Fire&Other Property Damages			General Accident		
No	Companies	Paid Claims	No	Companies	Paid Claims	No	Companies	Paid Claims
1	Arabian Seas Ins. (AL Manara)	1,038,118	1	Arab German Insurance	13,875,773	1	Arabian Seas Ins. (AL Manara)	406,862
2	Jordan Insurance	905,367	2	Jordan Insurance	2,059,131	2	Arab German Insurance	239,076
3	General Arabia Insurance	595,451	3	Middle East Insurance	1,701,004	3	American Life Insurance(Alico)	188,293
4	National Insurance	358,785	4	Jordan International Ins.	1,070,306	4	Arab Orient Insurance	168,778
5	United Insurance	345,770	5	General Arabia Insurance	994,179	5	Euro Arab Insurance Group	135,458
6	Arab German Insurance	319,908	6	Oasis Insurance	773,055	6	AL-Nisr Al-Arabi Insurance	70,833
7	Jerusalem Insurance	231,646	7	Arab Life & Accidents Ins.	565,189	7	Arab Life & Accidents Ins.	70,523
8	Middle East Insurance	208,822	8	Holy Land Insurance	538,800	8	Islamic Insurance	65,324
9	Jordan International Ins.	180,873	9	Arab Orient Insurance	497,269	9	General Arabia Insurance	62,675
10	Arab Jordanian Ins. Group	173,141	10	Gerasa Insurance	476,241	10	Jordan Insurance	50,310
11	Arab Life & Accidents Ins.	151,547	11	United Insurance	365,069	11	Arab Jordanian Ins. Group	39,063
12	Islamic Insurance	147,058	12	Arab Assurers	318,500	12	Jerusalem Insurance	29,858
13	Jordan French Insurance	130,849	13	Jordan French Insurance	315,724	13	United Insurance	28,220
14	Al Yarmouk Insurance	116,701	14	Jerusalem Insurance	300,891	14	Delta Insurance	11,560
15	Arab Assurers	116,472	15	Arab Jordanian Ins. Group	287,901	15	Oasis Insurance	11,214
16	Delta Insurance	111,399	16	Islamic Insurance	243,160	16	Jordan International Ins.	11,084
17	Arab Orient Insurance	98,072	17	National Insurance	222,021	17	Middle East Insurance	10,882
18	Euro Arab Insurance Group	92,137	18	Euro Arab Insurance Group	160,752	18	National Insurance	10,366
19	AL-Nisr Al-Arabi Insurance	77,856	19	Delta Insurance	157,832	19	Arab Assurers	9,858
20	Oasis Insurance	57,903	20	AL-Nisr Al-Arabi Insurance	145,856	20	Philadelphia Insurance	5,532
21	Philadelphia Insurance	40,179	21	Al Yarmouk Insurance	57,885	21	Al Yarmouk Insurance	5,153
22	Al Baraka Takaful.	11,681	22	Arab Union International Ins.	42,520	22	Jordan French Insurance	3,157
23	Holy Land Insurance	1,500	23	Al Baraka Takaful	25,661	23	Holy Land Insurance	1,993
24	Gerasa Insurance	1,125	24	Arabian Seas Ins. (AL Manara)	14,706	24	Arab Union International Ins.	1,761
25	Arab Union International Ins.	471	25	MEDGULF Insurance	11,267	25	Gerasa Insurance	971
26	MEDGULF Insurance*		26	Philadelphia Insurance	7,657	26	Al Baraka Takaful	*
27	American Life Insurance(Alico)*		27	American Life Insurance(Alico)*		27	MEDGULF Insurance	*
28	Housing Loans Ins. (Darkom)**		28	Housing Loans Ins. (Darkom)**		28	Housing Loans Ins. (Darkom)	**
	Total	5,512,831		Total	25,228,349		Total	1,638,804

* The Company doesn't practice Marine & Fire Insurances

*The company didn't pay any claims for General Accident Insurance in 2007

** The company started its business in June 2007 and its specialized in Insuring Housing Loans.

Table (15)

Companie's Classification & Share of Paid Claims Per Class As in 31/12/2007 (JD)

Cont. -3

Life			Medical			Motor(Compulsory(Third Party Liability Insurance)&Comprehensive(Own Damages))		
No	Companies	Paid Claims	No	Companies	Paid Claims	No	Companies	Paid Claims
1	American Life Insurance(Alico)	5,329,034	1	Arab Orient Insurance	6,318,233	1	Jordan French Insurance	10,101,257
2	Jordan Insurance	1,949,387	2	Arab German Insurance	5,445,616	2	Jordan International Ins.	9,175,278
3	AL-Nisr Al-Arabi Insurance	1,558,820	3	Jordan French Insurance	4,694,564	3	Arab German Insurance	8,118,911
4	Arab Life & Accidents Ins.	1,411,468	4	Jordan International Ins.	4,169,760	4	Oasis Insurance	7,134,568
5	Middle East Insurance	892,906	5	AL-Nisr Al-Arabi Insurance	2,470,162	5	Arab Orient Insurance	6,962,313
6	Arab German Insurance	534,879	6	American Life Insurance(Alico)	1,876,495	6	Arab Assurers	6,869,159
7	Jerusalem Insurance	493,322	7	General Arabia Insurance	1,848,142	7	Arab Life & Accidents Ins.	6,715,729
8	Islamic Insurance	397,648	8	Euro Arab Insurance Group	1,762,396	8	Middle East Insurance	5,646,249
9	Euro Arab Insurance Group	352,752	9	Middle East Insurance	1,641,210	9	Jordan Insurance	5,111,084
10	Jordan French Insurance	291,354	10	Islamic Insurance	1,460,172	10	United Insurance	5,408,179
11	Jordan International Ins.	231,965	11	Jordan Insurance	1,071,600	11	Arab Jordanian Ins. Group	5,401,881
12	Arab Assurers	224,536	12	Arab Life & Accidents Ins.	1,045,629	12	Euro Arab Insurance Group	5,102,783
13	General Arabia Insurance	199,568	13	United Insurance	739,643	13	Jerusalem Insurance	4,826,618
14	National Insurance	74,991	14	Jerusalem Insurance	630,385	14	National Insurance	4,262,950
15	United Insurance	31,300	15	Al Yarmouk Insurance	512,601	15	Gerasa Insurance	3,985,094
16	Al Yarmouk Insurance	20,035	16	Oasis Insurance	453,006	16	Al Baraka Takaful	3,908,292
17	Arab Jordanian Ins. Group	760	17	Arab Assurers	446,931	17	Islamic Insurance	3,381,204
18	Delta Insurance	*	18	Delta Insurance	401,002	18	Holy Land Insurance	3,338,398
19	Gerasa Insurance	**	19	Arab Jordanian Ins. Group	306,101	19	Philadelphia Insurance	3,256,475
20	Arabian Seas Ins. (AL Manara)	**	20	National Insurance	298,386	20	Arab Union International Ins.	3,142,563
21	Arab Union International Ins.	**	21	Gerasa Insurance	245,527	21	AL-Nisr Al-Arabi Insurance	2,936,186
22	Oasis Insurance	**	22	MEDGULF Insurance	134,567	22	Al Yarmouk Insurance	2,528,059
23	Holy Land Insurance	**	23	Al Baraka Takaful	101,274	23	General Arabia Insurance	2,262,025
24	Philadelphia Insurance	**	24	Arab Union International Ins.	48,111	24	Arabian Seas Ins. (AL Manara)	1,955,560
25	Al Baraka Takaful	**	25	Arabian Seas Ins. (AL Manara)	5,429	25	Delta Insurance	1,244,807
26	Arab Orient Insurance	**	26	Holy Land Insurance	*	26	MEDGULF Insurance	36,418
27	MEDGULF Insurance	**	27	Philadelphia Insurance	*	27	American Life Insurance(Alico)	*
28	Housing Loans Ins. (Darkom)	***	28	Housing Loans Ins. (Darkom)	*	28	Housing Loans Ins. (Darkom)	*
Total		13,994,725	Total		38,126,942	Total		122,812,040

* The company didn't pay any Life Claims in 2007

** Companies Classified from 19-28 don't practice Life Assuran

*** The company started its business in June 2007 and its specialized in Insuring Housing Loans.

* Companies Classified from 26-28 don't practice Medical Insuranc

* The company doesn't practice Motor Insurance

Table (16)
Net Profit (Loss) For Jordan Insurance Companies as Per Class For The Year 2007 (JD)
(According to Insurance Branches)

1-

No.	Companies	Marine		Aviation		Total Marine+Aviation		Fire& Other Property Damages		Liability		Other Branches		Credit		Motor Compulsory(Third Party Liability Insurance)	
		2007	2006	2007	2006	2007	2006	2007	2006	2007	2006	2007	2006	2007	2006	2007	2006
		1	Jordan Insurance	545,626	433,639			545,626	433,639	102,034	5,352-	203,882	62,892	4,611	24,497		
2	Middle East Insurance	446,593	537,844	37,035-	51,360-	409,558	486,484	231,422	234,389	17,079-	19,162-	175,745	29,844			97,368	-446,227
3	National Insurance	222,011	199,033			222,011	199,033	387,254	291,017	31,316	34,205	2,559	6,168			311,384	-548,421
4	United Insurance	58,534	120,737			58,534	120,737	119,227	237,123	1,499	6,329	7,516	22,190			261,423-	213,308-
5	Arabian Seas Ins. (AL Manara)*	1,004,162-	28,804	54,164		949,998-	28,804	26,423	98,451	-45,805	46,803	-19,214	34,992			1,905,851-	773,236-
6	General Arabia Insurance	226,161	162,004			226,161	162,004	73,527	67,512			-62,657	-129,073			261,668	142,704
7	Jerusalem Insurance	459,478	415,339			459,478	415,339	138,797	1,145-	41,684	6,339	3,150	15,660			450,600-	419,805-
8	AL-Nisr Al-Arabi Insurance	152,898	116,984			152,898	116,984	114,036	81,600	25,309	30,090	71,002	54,225			412,131-	143,341-
9	Jordan French Insurance	17,463	23,908	5,314	29,208-	22,777	5,300-	301,340	292,668-	56,112	1,247	3,758	-1,116	231,675	130,797	1,873,968-	2,013,175-
10	Arab Union International Ins.	45,245	45,770			45,245	45,770	23,901	11,905			584-	6,295			554,633-	438,058-
11	Delta Insurance	110,984	76,087			110,984	76,087	14,116	25,269	-4,475	-4,517	15,172	10,045			129,210	73,826
12	Oasis Insurance	4,352	18,423	19,808-		15,456-	18,423	10,994-	43,046-	-53	521	16,863	29,431			-2,024,442	-327,395
13	Al Yarmouk Insurance	86,674-	166,171			86,674-	166,171	151,154	47,163	4,303	15,383-	3,571	3,299			-497,170	-58,155
14	Holy Land Insurance	25,331	7,459			25,331	7,459	139,838	113,754	-3,151	10,649					158,335-	632,800-
15	Arab Life & Accidents Ins.	160,008	180,222			160,008	180,222	275,740	60,447	112,605	159,294			177,112	187,502	603,276-	751,156-
16	Philadelphia Insurance	41,289	152,826			41,289	152,826	14,158	23,580	11,106	8,798	2,084	2,654			321,137-	545,597-
17	American Life Insurance(Alico)					0	0					928,304	970,608				
18	Jordan International Ins.	233,335	196,379	1,619	11,497	234,954	207,876	15,194	31,265	-5,756	-8,345	2,934	6,986			-415,218	83,404
19	Arab German Insurance	101,503	98,693			101,503	98,693	148,164	88,819-	75,947	-43,655	22,801	18,780			159,741	
20	Islamic Insurance	266,116	213,800			266,116	213,800	85,866	70,110			16,233	9,302			458,295-	208,848-
21	Euro Arab Insurance Group	228,012	66,631			228,012	66,631	94,153	55,459	329,531	298,569					10,371	250,535-
22	Arab Assurers	340,400	429,646			340,400	429,646	37,433	52,245	-6,530	-31,038	27,687	39,286	844		-170,791	106,069
23	Al Baraka Takaful	11,703-	5,707			11,703-	5,707	10,310-	5,125-			1,716	657			1,506,472-	960,413-
24	Arab Jordanian Ins. Group	237,069	206,920			237,069	206,920	132,567	142,787			40,478	45,872			799,019	82,899-
25	Arab Orient Insurance	151,883	162,017	48,852-	50,719-	103,031	111,298	106,089	175,918	15,452	26,994	96,824	185,575			-183,080	5,883
26	Gerasa Insurance	8,484	39,119			8,484	39,119	61,820	42,359	9,599-	1,627	2,777	140			976,891-	691,727-
27	MEDGULF Insurance	7,396				7,396	0	265,512-		1,005		1,599				82,025	
28	Housing Loans Ins. (Darkom)**					0	0										
	Total	2,987,632	4,104,162	-44,598	-119,790	2,943,034	3,984,372	2,507,437	1,426,198	817,303	572,257	1,364,929	1,386,317	409,631	318,299	-12,286,682	-8,778,884

* The company's name was changed to Al Manara Insurance Co. since May 2008.

** The company started its business in June 2007 and its specialized in Insuring Housing Loans.

Table (16)
Net Profit (Loss) For Jordan Insurance Companies as Per Class For The Year 2007 (JD)
(According to Insurance Branches)

Cont.-2

No.	Companies	Motor				Non Life Insurances		Medical		Life		Medical+Life		Net Technical Profit(Loss)		Net Profit(Loss)	
		Comprehensive (Own Damages)		Compulsory (Third Party Liability Ins.)& Comprehensive (Own Damages)		2007	2006	2007	2006	2007	2006	2007	2006	2007	2006	2007	2006
		2007	2006	2007	2006												
1	Jordan Insurance	1,676,970	840,212	313,215	1,154,538	1,169,368	1,670,214	332,863	221,410	267,690	196,284	600,553	417,694	1,769,921	2,087,908	5,399,565-	1,468,083
2	Middle East Insurance	411,647	852,857	509,015	406,630	1,308,661	1,138,185	170,255-	28,917-	824,472	1,075,836	654,217	1,046,919	1,962,878	2,185,104	3,695,663	4,026,156
3	National Insurance	2,577	855,551	313,961	307,130	957,101	837,553	9,465	14,383	56,183	21,709	65,648	36,092	1,022,749	873,645	265,465	1,213,110-
4	United Insurance	-163,558	120,765	-424,981	-92,543	-238,205	293,836	-39,450	218,815	16,498	14,935	-22,952	233,750	261,157-	527,586	359,263	60,518
5	Arabian Seas Ins. (AL Manara)*	330,797-	208,597-	-2,236,648	-981,833	-3,225,242	-772,783	5,119				5,119	0	3,220,123-	772,783-	5,710,863-	1,126,106-
6	General Arabia Insurance	259	90,539	261,927	233,243	498,958	333,686	-132,236	-115,381	347,934	249,240	215,698	133,859	714,656	467,545	962,305	417,615
7	Jerusalem Insurance	709,239	578,276	258,639	158,471	901,748	594,664	288,581	234,322	191,896	219,932	480,477	454,254	1,382,225	1,048,918	1,537,881	1,345,974
8	AL-Nisr Al-Arabi Insurance	321,897	86,275	-90,234	-57,066	273,011	225,833	325,152	252,714	849,772	706,869	1,174,924	959,583	1,447,935	1,185,416	2,063,580	1,909,341
9	Jordan French Insurance	1,092,164	505,261-	-781,804	-2,518,436	-166,142	-2,685,476	-467,918	-790,720	319,007	91,144	-148,911	699,576-	-315,053	-3,385,052	-2,607,609	-5,715,170
10	Arab Union International Ins.	43,572	173,085	-511,061	-264,973	-442,499	-201,003	4,511	1,486			4,511	1,486	-437,988	-199,517	1,373,919	-1,800,129
11	Delta Insurance	84,103	46,824	213,313	120,650	349,110	227,534	42,967	30,901	3,016	3,634	45,983	34,535	395,093	262,069	1,105,545	392,700
12	Oasis Insurance	586,701-	491,565-	-2,611,143	-818,960	-2,620,783	-813,631	-31,186	525			31,186-	525	2,651,969-	813,106-	4,576,406-	1,666,767-
13	Al Yarmouk Insurance	107,491	103,222	-389,679	45,067	-317,325	246,317	155,352	115,850	7,893	6,232	163,245	122,082	-154,080	368,399	220,715-	1,270,256
14	Holy Land Insurance	114,469	223,334	-43,866	-409,466	118,152	-277,604					0	0	118,152	-277,604	144,162	-997,126
15	Arab Life & Accidents Ins.	501,250	935,244	-102,026	184,088	623,439	771,553	-65,717	70,618	39,364	12,000	-26,353	82,618	597,086	854,171	890,968	36,614
16	Philadelphia Insurance	107,923	144,906	-213,214	-400,691	-144,577	-212,833					0	0	-144,577	-212,833	278,384	8,474
17	American Life Insurance(Alico)			0	0	928,304	970,608	114,965	509,417-	1,262,551	2,392,905	1,377,516	1,883,488	2,305,820	2,854,096	4,734,795	12,165,220
18	Jordan International Ins.	277,857	363,543	-137,361	446,947	109,965	684,729	264,625	269,345	142,756	119,112	407,381	388,457	517,346	1,073,186	2,559,707	3,575,469
19	Arab German Insurance	287,725-		-128,254	436,667	220,161	421,666	871,596	295,267	42,892	50,109	914,488	345,376	1,134,649	767,042	1,036,050	388,303
20	Islamic Insurance	101,736	43,017	356,559-	165,831-	11,656	127,381	257,710-	163,808-	231,767	101,169	25,943-	62,639-	14,287-	64,742	1,131,838	110,393
21	Euro Arab Insurance Group	229,558-	279,746	-219,187	29,211	432,509	449,870	452,782	55,109-	94,773	94,206	547,555	39,097	980,064	488,967	1,343,844	-1,079,053
22	Arab Assurers	983,406	348,144	812,615	454,213	1,212,449	944,352	8,067-	51,434-	108,943	194,547	100,876	143,113	1,313,325	1,087,465	962,678	412,899
23	Al Baraka Takaful	21,636-	15,088-	-1,528,108	-975,501	-1,548,405	-974,262	-30,960				-30,960	0	-1,579,365	-974,262	562,876	-1,076,693
24	Arab Jordanian Ins. Group	236,451	658,136	1,035,470	575,237	1,445,584	970,816	66,406	77,287	31,908	13,773	98,314	91,060	1,543,898	1,061,876	1,903,514	-582,960
25	Arab Orient Insurance	225,922	278,226	42,842	284,109	364,238	783,894	871,541	635,050			871,541	635,050	1,235,779	1,418,944	1,462,523	1,367,324
26	Gerasa Insurance	99,186	62,773	-877,705	-628,954	-814,223	545,709-	-5,926	11,411			-5,926	11,411	-820,149	534,298-	-644,068	-339,981
27	MEDGULF Insurance	29,692-		52,333	0	-203,179		-79,428				-79,428	0	-282,607	0	95,730	
28	Housing Loans Ins. (Darkom)**			0	0							0	0	0	0	-867,956	
	Total	5,448,452	5,864,164	-6,838,500	-2,478,053	1,203,834	5,209,390	2,517,072	734,598	4,839,315	5,563,636	7,356,387	6,298,234	8,560,221	11,507,624	8,443,508	13,358,244

Table (17)

Motor Net Profit (Loss) As in 31/12/2007 Compared with 31/12/2006(JD)

NO	Companies	Compulsory T.P.L /Jordanian Vehicles		Compulsory T.P.L from Comprehensive		Compulsory T.P.L / Foreign Vehicles		Total Compulsory/T.P.L		Comprehensive (Own Damages)		Total Motors	
		2007	2006	2007	2006	2007	2006	2007	2006	2007	2006	2007	2006
1	Jordan Insurance	362,729-	248,936-	1,318,345-	210,799	317,319	352,463	1,363,755-	314,326	1,676,970	840,212	313,215	1,154,538
2	Middle East Insurance	279,589-	417,879-	92,230	301,594-	284,727	273,246	97,368	446,227-	411,647	852,857	509,015	406,630
3	National Insurance	16,924	611,530-	28,379	190,561-	266,081	253,670	311,384	548,421-	2,577	855,551	313,961	307,130
4	United Insurance	95,290	107,987-	549,365-	392,397-	192,652	287,076	261,423-	213,308-	163,558-	120,765	424,981-	92,543-
5	Arabian Seas Ins. (AL Manara)	1,385,377-	1,099,628-	684,798-	236,463-	164,324	562,855	1,905,851-	773,236-	330,797-	208,597-	2,236,648-	981,833-
6	General Arabia Insurance	14,280	64,480-	27,212-	117,706-	274,600	324,890	261,668	142,704	259	90,539	261,927	233,243
7	Jerusalem Insurance	382,743-	543,157-	343,442-	144,950-	275,585	268,302	450,600-	419,805-	709,239	578,276	258,639	158,471
8	AL-Nisr Al-Arabi Insurance	457,102-	335,597-	196,467-	74,161-	241,438	266,417	412,131-	143,341-	321,897	86,275	90,234-	57,066-
9	Jordan French Insurance	1,843,071-	1,724,432-	492,945-	650,276-	462,048	361,533	1,873,968-	2,013,175-	1,092,164	505,262-	781,804-	2,518,437-
10	Arab Union International Ins.	652,226-	653,843-	77,989-	38,306-	175,582	254,091	554,633-	438,058-	43,572	173,085	511,061-	264,973-
11	Delta Insurance	104,227-	232,864-	12,548	2,397	220,889	304,293	129,210	73,826	84,103	46,824	213,313	120,650
12	Oasis Insurance	1,858,188-	976,080-	494,658-	336,349	328,404	312,335	2,024,442-	327,396-	586,701-	491,565-	2,611,143-	818,961-
13	Al Yarmouk Insurance	775,747-	366,092-	39,589-	887-	318,166	308,824	497,170-	58,155-	107,491	103,222	389,679-	45,067
14	Holy Land Insurance	250,004-	512,152-	187,660-	357,459-	279,329	236,811	158,335-	632,800-	114,469	223,334	43,866-	409,466-
15	Arab Life & Accidents Ins.	753,053-	529,657-	181,418-	438,334-	331,195	216,835	603,276-	751,156-	501,250	935,244	102,026-	184,088
16	Philadelphia Insurance	480,152-	969,943-	98,911-	55,506-	257,926	479,852	321,137-	545,597-	107,923	144,906	213,214-	400,691-
17	Jordan International Ins.	623,696-	49,264-	29,436-	137,849-	237,916	270,517	415,216-	83,404	277,857	363,543	137,359-	446,947
18	Arab German Insurance	339,740-		229,956		269,255		159,471	0	287,725-		128,254-	436,667
19	Euro Arab Insurance Group	410,468-	1,060,547-	48,227	497,201	372,612	312,810	10,371	250,536-	229,558-	279,745	219,187-	29,209
20	Islamic Insurance	544,008-	289,441-	150,286-	145,069-	235,999	225,662	458,295-	208,848-	101,736	43,017	356,559-	165,831-
21	Arab Assurers	571,246-	121,290-	208,650	92,046-	191,805	319,405	170,791-	106,069	983,406	348,144	812,615	454,213
22	Al Baraka Takaful	1,561,919-	1,008,347-	103,663-	106,476-	159,110	154,410	1,506,472-	960,413-	21,636-	15,088-	1,528,108-	975,501-
23	Arab Jordanian Ins. Group	280,014	183,571-	151,730	209,891-	367,275	310,563	799,019	82,899-	236,451	658,136	1,035,470	575,237
24	Arab Orient Insurance	262,033-	331,359-	214,159-	193,314-	293,112	530,556	183,080-	5,883	225,922	278,226	42,842	284,109
25	Gerasa Insurance	1,097,887-	1,037,734-	132,645-	66,274	253,641	279,733	976,891-	691,727-	99,186	62,773	877,705-	628,954-
26	MEDGULF Insurance	7,839-		25,812		64,052		82,025		29,692-		52,333	0
	Total	14,596,536-	13,475,810-	4,525,456-	2,770,225-	6,835,042	7,467,149	12,286,950-	8,778,886-	5,448,452	5,864,162	6,838,498-	2,478,057-

Table (18)
Insurance Companies According to Profit (Loss) Per Class as in 31/12/2007 (JD)

-1

Marine & Transport		
No	Companies	Profit (Loss)
1	Jordan Insurance	545,626
2	Jerusalem Insurance	459,478
3	Middle East Insurance	409,558
4	Arab Assurers	340,400
5	Islamic Insurance	266,116
6	Arab Jordanian Ins. Group	237,069
7	Jordan International Ins.	234,954
8	Euro Arab Insurance Group	228,012
9	General Arabia Insurance	226,161
10	National Insurance	222,011
11	Arab Life & Accidents Ins.	160,008
12	AL-Nisr Al-Arabi Insurance	152,898
13	Delta Insurance	110,984
14	Arab Orient Insurance	103,031
15	Arab German Insurance	101,503
16	United Insurance	58,534
17	Arab Union International Ins.	45,245
18	Philadelphia Insurance	41,289
19	Holy Land Insurance	25,331
20	Jordan French Insurance	22,777
21	Gerasa Insurance	8,484
22	MEDGULF Insurance	7,396
23	Al Baraka Takaful	11,703-
24	Oasis Insurance	12,456-
25	Al Yarmouk Insurance	86,674-
26	Arabian Seas Ins. (AL Manara)	949,998-
27	American Life Insurance(Alico)*	
28	Housing Loans Ins. (Darkom)**	
Total		2,946,034

* The Company doesn't practice Marine & Fire Insurances

** The company started its business in June 2007 and its specialized in Insuring Housing Loans.

Fire&Other Property Damages		
No	Companies	Profit (Loss)
1	National Insurance	387,254
2	Jordan French Insurance	301,340
3	Arab Life & Accidents Ins.	275,740
4	Middle East Insurance	231,422
5	Al Yarmouk Insurance	151,154
6	Arab German Insurance	148,164
7	Holy Land Insurance	139,838
8	Jerusalem Insurance	138,797
9	Arab Jordanian Ins. Group	132,567
10	United Insurance	119,227
11	AL-Nisr Al-Arabi Insurance	114,036
12	Arab Orient Insurance	106,089
13	Jordan Insurance	102,034
14	Euro Arab Insurance Group	94,153
15	Islamic Insurance	85,866
16	General Arabia Insurance	73,527
17	Gerasa Insurance	61,820
18	Arab Assurers	37,433
19	Arabian Seas Ins. (AL Manara)	26,423
20	Arab Union International Ins.	23,901
21	Jordan International Ins.	15,194
22	Philadelphia Insurance	14,158
23	Delta Insurance	14,116
24	Al Baraka Takaful	10,310-
25	Oasis Insurance	10,994-
26	MEDGULF Insurance	265,512-
27	American Life Insurance(Alico)*	
28	Housing Loans Ins. (Darkom)**	
Total		2,507,437

General Accident		
No	Companies	Profit (Loss)
1	American Life Insurance(Alico)	928,304
2	Euro Arab Insurance Group	329,532
3	Jordan Insurance	208,493
4	Middle East Insurance	158,666
5	Arab Life & Accidents Ins.	112,605
6	Arab Orient Insurance	112,276
7	Arab German Insurance	98,748
8	AL-Nisr Al-Arabi Insurance	96,311
9	Jordan French Insurance	59,870
10	Jerusalem Insurance	44,834
11	Arab Jordanian Ins. Group	40,478
12	National Insurance	33,875
13	Arab Assurers	21,157
14	Oasis Insurance	16,810
15	Islamic Insurance	16,233
16	Philadelphia Insurance	13,190
17	Delta Insurance	10,697
18	United Insurance	9,015
19	Al Yarmouk Insurance	7,874
20	MEDGULF Insurance	2,604
21	Al Baraka Takaful	1,716
22	Arab Union International Ins.	584-
23	Jordan International Ins.	2,822-
24	Holy Land Insurance	3,151-
25	Gerasa Insurance	6,822-
26	General Arabia Insurance	62,657-
27	Arabian Seas Ins. (AL Manara)	-65,019
28	Housing Loans Ins. (Darkom)**	
Total		2,182,233

*The company doesn't practice general accident insurance and its specialized in Insuring Housing Loans.

Table (18)

Insurance Companies According to Profit (Loss) Per Class as in 31/12/2007 (JD)

Cont. -2

Life			Medical			Motor(Compulsory(Third Party Liability Insurance)&Comprehensive(Own Damages))		
No	Companies	Profit(Loss)	No	Companies	Profit(Loss)	No	Companies	Profit(Loss)
1	American Life Insurance(Alico)	1,262,551	1	Arab German Insurance	871,596	1	Arab Jordanian Ins. Group	1,035,470
2	AL-Nisr Al-Arabi Insurance	849,772	2	Arab Orient Insurance	871,541	2	Arab Assurers	812,615
3	Middle East Insurance	824,472	3	Euro Arab Insurance Group	452,782	3	Middle East Insurance	509,015
4	General Arabia Insurance	347,934	4	Jordan Insurance	332,863	4	National Insurance	313,961
5	Jordan French Insurance	319,007	5	AL-Nisr Al-Arabi Insurance	325,152	5	Jordan Insurance	313,215
6	Jordan Insurance	267,690	6	Jerusalem Insurance	288,581	6	General Arabia Insurance	261,927
7	Islamic Insurance	231,767	7	Jordan International Ins.	264,625	7	Jerusalem Insurance	258,639
8	Jerusalem Insurance	191,896	8	Al Yarmouk Insurance	155,352	8	Delta Insurance	213,313
9	Jordan International Ins.	142,756	9	American Life Insurance(Alico)	114,965	9	MEDGULF Insurance	52,333
10	Arab Assurers	108,943	10	Arab Jordanian Ins. Group	66,406	10	Arab Orient Insurance	42,842
11	Euro Arab Insurance Group	94,773	11	Delta Insurance	42,967	11	Holy Land Insurance	-43,866
12	National Insurance	56,183	12	National Insurance	9,465	12	AL-Nisr Al-Arabi Insurance	-90,234
13	Arab German Insurance	42,892	13	Arabian Seas Ins. (AL Manara)	5,119	13	Arab Life & Accidents Ins.	-102,026
14	Arab Life & Accidents Ins.	39,364	14	Arab Union International Ins.	4,511	14	Arab German Insurance	-128,254
15	Arab Jordanian Ins. Group	31,908	15	Gerasa Insurance	-5,926	15	Jordan International Ins.	-137,361
16	United Insurance	16,498	16	Arab Assurers	8,067-	16	Philadelphia Insurance	-213,214
17	Al Yarmouk Insurance	7,893	17	Al Baraka Takaful	30,960-	17	Euro Arab Insurance Group	-219,187
18	Delta Insurance	3,016	18	Oasis Insurance	31,186-	18	Islamic Insurance	-356,559
19	Gerasa Insurance	*	19	United Insurance	39,450-	19	Al Yarmouk Insurance	-389,679
20	Arabian Seas Ins. (AL Manara)	*	20	Arab Life & Accidents Ins.	65,717-	20	United Insurance	-424,981
21	Arab Union International Ins.	*	21	MEDGULF Insurance	79,428-	21	Arab Union International Ins.	-511,061
22	Oasis Insurance	*	22	General Arabia Insurance	-132,236	22	Jordan French Insurance	-781,804
23	Holy Land Insurance	*	23	Middle East Insurance	-170,255	23	Gerasa Insurance	877,705-
24	Philadelphia Insurance	*	24	Islamic Insurance	-257,710	24	Al Baraka Takaful	1,528,108-
25	Al Baraka Takaful	*	25	Jordan French Insurance	-467,918	25	Arabian Seas Ins. (AL Manara)	2,236,648-
26	Arab Orient Insurance	*	26	Holy Land Insurance	*	26	Oasis Insurance	-2,611,143
27	MEDGULF Insurance	*	27	Philadelphia Insurance	*	27	American Life Insurance(Alico)	*
28	Housing Loans Ins. (Darkom)	**	28	Housing Loans Ins. (Darkom)	*	28	Housing Loans Ins. (Darkom)	*
Total		4,839,315	Total		2,517,072	Total		-6,838,500

*Companies classified from 19-28 don't practice Life Assurance

* Companies classified from 26-28 dont practice Medical Insurance

* The company doesn't practice motor Insurance

** The company started its business in June 2007 and its specialized in Insuring Housing Loans.

Table (19)

**Insurance Companies Total Assets / Investments / Paid-up Capital / Shareholders' Equity /Retained Earnings (Accumulated Profit & (Loss))
For The Year 2007(JD)**

No	Companies	Total Assets		Investments		Paid Up Capital		Shareholders' Equity		Retained Earnings (Accumulated) Profit & (Loss)	
		31/12/2007	31/12/2006	31/12/2007	31/12/2006	31/12/2007	31/12/2006	31/12/2007	31/12/2006	31/12/2007	31/12/2006
		1	Jordan Insurance	61,458,769	48,843,436	42,701,113	33,783,796	30,000,000	30,000,000	35,690,138	28,501,513
2	American Life Insurance(Alico)	80,779,959	79,731,178	76,084,572	75,152,853	4,000,000	4,000,000	28,227,731	28,849,115		
3	Middle East Insurance	66,285,046	55,232,066	58,763,146	49,330,599	18,000,000	15,000,000	39,601,120	37,385,011	9,275,195	11,278,036
4	National Insurance	9,711,754	8,194,976	4,336,624	2,777,739	3,500,000	2,000,000	4,606,720	2,841,255	48,866	330,255
5	United Insurance	18,636,007	19,565,643	13,762,832	14,083,846	7,000,000	7,000,000	12,312,858	11,198,959	1,201,768	975,539
6	Arabian Seas Ins. (AL Manara)*	18,755,736	21,519,663	17,298,281	16,138,339	21,000,000	21,000,000	14,723,582	20,220,111	6,594,643-	922,976-
7	General Arabia Insurance	19,335,252	13,285,017	14,507,752	9,625,788	7,722,504	4,000,000	12,244,901	7,109,277	270,251	300,000
8	Jerusalem Insurance	18,514,782	17,384,422	14,080,507	13,525,105	5,460,000	5,460,000	9,216,596	7,679,391		809,222
9	AL-Nisr Al-Arabi Insurance	28,450,949	27,366,445	24,228,757	23,293,988	10,000,000	5,000,000	17,778,963	17,682,869	283,449	276,813
10	Jordan French Insurance	20,707,079	23,403,500	5,326,246	8,473,268	6,500,000	6,500,000	3,445,875	6,437,481	5,156,372-	2,013,905-
11	Delta Insurance	11,245,946	10,118,677	9,192,795	8,371,176	5,000,000	5,000,000	7,452,766	6,805,709	27,719	361,625
12	Oasis Insurance	4,327,014	8,774,753	2,857,815	5,972,087	5,000,000	5,000,000	729,666-	3,468,345	5,427,894-	851,488-
13	Al Yarmouk Insurance	12,381,818	11,373,067	9,978,211	9,721,625	5,000,000	5,000,000	7,165,943	7,429,611	131,173	551,888
14	Holy Land Insurance	8,823,640	6,713,301	6,392,591	4,350,862	4,000,000	3,575,000	3,444,408	2,875,246	1,152,964-	1,297,126-
15	Philadelphia Insurance	8,192,692	7,999,302	6,011,811	5,790,858	4,000,000	3,750,000	4,579,284	4,025,434	259,092	12,938
16	Arab Life & Accidents Ins.	25,758,171	24,063,372	17,810,955	16,464,229	8,000,000	8,000,000	10,272,188	9,381,220	240,539	126,161
17	Arab Union International Ins.	10,078,026	8,300,192	7,246,879	6,870,540	4,000,000	4,000,000	5,037,202	3,644,532	275,721-	1,512,984-
18	Arab Assurers	18,223,368	16,410,983	10,233,540	10,813,623	7,974,319	5,900,000	9,245,424	7,054,069	751,262	291,157
19	Euro Arab Insurance Group	16,399,646	10,755,882	11,218,607	6,942,751	6,000,000	4,000,000	7,476,389	4,055,783	118,235	248,275-
20	Islamic Insurance	19,015,513	15,400,636	16,067,821	13,171,021	8,000,000	8,000,000	12,004,778	10,344,726	937,952	934,372
21	Arab German Insurance	39,815,776	25,624,109	12,159,129	12,921,510	10,400,680	10,400,680	11,242,924	11,332,500	1,231,080	313,556
22	Jordan International Ins.	36,684,857	34,319,000	26,781,012	27,068,584	16,500,000	16,500,000	21,624,909	19,573,092	3,356,382	3,590,191
23	Al Baraka Takaful	9,899,245	8,277,236	8,377,377	6,675,331	5,944,797	5,944,797	5,457,203	3,968,401	588,634-	1,087,755-
24	Arab Jordanian Ins. Group	15,747,655	14,041,648	10,302,074	9,574,883	8,775,000	8,775,000	10,772,956	8,871,552	1,249,897	431,872-
25	Arab Orient Insurance	27,755,715	23,855,858	16,592,044	16,454,933	10,000,000	10,000,000	12,523,505	12,071,669	553,525	285,844
26	Gerasa Insurance	6,042,804	6,851,763	3,339,995	2,950,340	2,800,000	2,800,000	1,801,234	2,088,812	1,044,282-	338,359-
27	Housing Loans Ins. (Darkom)**	9,191,628		6,997,418		10,000,000		9,132,044			
28	MEDGULF Insurance	14,069,879		9,791,158		10,000,000		10,095,730			
	Total	636,288,726	547,406,125	462,441,062	410,299,674	244,577,300	206,605,477	326,447,705	284,895,683	5,042,477-	12,394,070

* The company's name was changed to Al Manara Insurance Co. since May 2008.

** The company started its business in June 2007 and its specialized in Insuring Housing Loans.

Table (20)

Insurance Companies According to Total Assets, Investments, Paid Up Capital for the year 2007 (JD)

Total Assets			Investments			Paid Up Capital		
No.	Companies	Total Assets	No.	Companies	Investment	No.	Companies	Paid Up Capital
1	American Life Insurance(Alico)	80,779,959	1	American Life Insurance(Alico)	76,084,572	1	Jordan Insurance	30,000,000
2	Middle East Insurance	66,285,046	2	Middle East Insurance	58,763,146	2	Arabian Seas Ins. (AL Manara)	21,000,000
3	Jordan Insurance	61,458,769	3	Jordan Insurance	42,701,113	3	Middle East Insurance	18,000,000
4	Arab German Insurance	39,815,776	4	Jordan International Ins.	26,781,012	4	Jordan International Ins.	16,500,000
5	Jordan International Ins.	36,684,857	5	AL-Nisr Al-Arabi Insurance	24,228,757	5	Arab German Insurance	10,400,680
6	AL-Nisr Al-Arabi Insurance	28,450,949	6	Arab Life & Accidents Ins.	17,810,955	6	Arab Orient Insurance	10,000,000
7	Arab Orient Insurance	27,755,715	7	Arabian Seas Ins. (AL Manara)	17,298,281	7	AL-Nisr Al-Arabi Insurance	10,000,000
8	Arab Life & Accidents Ins.	25,758,171	8	Arab Orient Insurance	16,592,044	8	MEDGULF Insurance	10,000,000
9	Jordan French Insurance	20,707,079	9	Islamic Insurance	16,067,821	9	Housing Loans Ins. (Darkom)*	10,000,000
10	General Arabia Insurance	19,335,252	10	General Arabia Insurance	14,507,752	10	Arab Jordanian Ins. Group	8,775,000
11	Islamic Insurance	19,015,513	11	Jerusalem Insurance	14,080,507	11	Arab Life & Accidents Ins.	8,000,000
12	Arabian Seas Ins. (AL Manara)	18,755,736	12	United Insurance	13,762,832	12	Islamic Insurance	8,000,000
13	United Insurance	18,636,007	13	Arab German Insurance	12,159,129	13	Arab Assurers	7,974,319
14	Jerusalem Insurance	18,514,782	14	Euro Arab Insurance Group	11,218,607	14	General Arabia Insurance	7,722,504
15	Arab Assurers	18,223,368	15	Arab Assurers	10,233,540	15	United Insurance	7,000,000
16	Euro Arab Insurance Group	16,399,646	16	Arab Jordanian Ins. Group	10,302,074	16	Jordan French Insurance	6,500,000
17	Arab Jordanian Ins. Group	15,747,655	17	Al Yarmouk Insurance	9,978,211	17	Euro Arab Insurance Group	6,000,000
18	MEDGULF Insurance	14,069,879	18	MEDGULF Insurance	9,791,158	18	Al Baraka Takaful	5,944,797
19	Al Yarmouk Insurance	12,381,818	19	Delta Insurance	9,192,795	19	Jerusalem Insurance	5,460,000
20	Delta Insurance	11,245,946	20	Al Baraka Takaful	8,377,377	20	Delta Insurance	5,000,000
21	Arab Union International Ins.	10,078,026	21	Arab Union International Ins.	7,246,879	21	Oasis Insurance	5,000,000
22	Al Baraka Takaful	9,899,245	22	Housing Loans Ins. (Darkom)*	6,997,418	22	Al Yarmouk Insurance	5,000,000
23	National Insurance	9,711,754	23	Holy Land Insurance	6,392,591	23	Holy Land Insurance	4,000,000
24	Housing Loans Ins. (Darkom)*	9,191,628	24	Philadelphia Insurance	6,011,811	24	Philadelphia Insurance	4,000,000
25	Holy Land Insurance	8,823,640	25	Jordan French Insurance	5,326,246	25	American Life Insurance(Alico)	4,000,000
26	Philadelphia Insurance	8,192,692	26	National Insurance	4,336,624	26	Arab Union International Ins.	4,000,000
27	Gerasa Insurance	6,042,804	27	Gerasa Insurance	3,339,995	27	National Insurance	3,500,000
28	Oasis Insurance	4,327,014	28	Oasis Insurance	2,857,815	28	Gerasa Insurance	2,800,000
	Total	636,288,726		Total	462,441,062		Total	244,577,300

* The company started its business in June 2007 and its specialized in Insuring Housing Loans.

Table (21)

Classification of the Insurance Companies According to Shareholders Equity, Retained Earnings, Statutory Reserve, Voluntary Reserve for the year 2007

JD

NO.	Companies	Shareholders Equity	NO.	Companies	Retained Earnings Accumulated Profit & Loss	NO.	Companies	Statutory Reserve	NO.	Companies	Voluntary Reserve
1	Middle East Insurance	39,601,120	1	Middle East Insurance	9,275,195	1	Jordan Insurance	5,502,224	1	Jordan Insurance	3,400,000
2	Jordan Insurance	35,690,138	2	Jordan International Ins.	3,356,382	2	Middle East Insurance	3,279,615	2	Middle East Insurance	1,200,000
3	American Life Insurance(Alico)	28,227,731	3	Arab Jordanian Ins. Group	1,249,897	3	Jordan International Ins.	1,988,709	3	AL-Nisr Al-Arabi Insurance	932,226
4	Jordan International Ins.	21,624,909	4	Arab German Insurance	1,231,080	4	Arab Life & Accidents Ins.	1,391,649	4	Islamic Insurance	540,000
5	AL-Nisr Al-Arabi Insurance	17,778,963	5	United Insurance	1,201,768	5	Jerusalem Insurance	1,209,265	5	Al Yarmouk Insurance	400,000
6	Arabian Seas Ins. (AL Manara)	14,723,582	6	Islamic Insurance	937,952	6	United Insurance	1,195,888	6	Arab Union International Ins.	336,863
7	Arab Orient Insurance	12,523,505	7	Arab Assurers	751,262	7	AL-Nisr Al-Arabi Insurance	1,138,352	7	Arab German Insurance	222,041
8	United Insurance	12,312,858	8	Arab Orient Insurance	553,525	8	Al Yarmouk Insurance	1,078,022	8	Arab Orient Insurance	173,636
9	General Arabia Insurance	12,244,901	9	AL-Nisr Al-Arabi Insurance	283,449	9	Jordan French Insurance	1,054,739	9	Arab Assurers	124,682
10	Islamic Insurance	12,004,778	10	General Arabia Insurance	270,251	10	Arab Orient Insurance	898,151	10	General Arabia Insurance	115,907
11	Arab German Insurance	11,242,924	11	Philadelphia Insurance	259,092	11	Delta Insurance	855,191	11	United Insurance	88,689
12	Arab Jordanian Ins. Group	10,772,956	12	Arab Life & Accidents Ins.	240,539	12	Arab Union International Ins.	801,265	12	Euro Arab Insurance Group	87,936
13	Arab Life & Accidents Ins.	10,272,188	13	Al Yarmouk Insurance	131,173	13	Arab Jordanian Ins. Group	735,256	13	Holy Land Insurance	22,561
14	MEDGULF Insurance	10,095,730	14	Euro Arab Insurance Group	118,235	14	General Arabia Insurance	692,581	14	Delta Insurance	15,948
15	Arab Assurers	9,245,424	15	National Insurance	48,866	15	Arab German Insurance	660,799	15	Arab Jordanian Ins. Group	12,803
16	Jerusalem Insurance	9,216,596	16	Delta Insurance	27,719	16	Philadelphia Insurance	578,455	16	National Insurance	11,000
17	Housing Loans Ins. (Darkom)*	9,132,044	17	Arab Union International Ins.	275,721-	17	Arab Assurers	549,773	17	Jerusalem Insurance	7,331
18	Euro Arab Insurance Group	7,476,389	18	Al Baraka Takaful	588,634-	18	National Insurance	546,854	18	Jordan French Insurance	2,000
19	Delta Insurance	7,452,766	19	Gerasa Insurance	1,044,282-	19	Holy Land Insurance	536,590	19	Arabian Seas Ins. (AL Manara)	
20	Al Yarmouk Insurance	7,165,943	20	Holy Land Insurance	1,152,964-	20	Islamic Insurance	521,668	20	Oasis Insurance	
21	Al Baraka Takaful	5,457,203	21	Jordan Insurance	4,738,352-	21	Arabian Seas Ins. (AL Manara)	502,503	21	Philadelphia Insurance	
22	Arab Union International Ins.	5,037,202	22	Jordan French Insurance	5,156,372-	22	Euro Arab Insurance Group	443,456	22	Arab Life & Accidents Ins.	
23	Philadelphia Insurance	4,579,284	23	Oasis Insurance	5,427,894-	23	Al Baraka Takaful	240,921	23	Jordan International Ins.	
24	National Insurance	4,606,720	24	Arabian Seas Ins. (AL Manara)	6,594,643-	24	Oasis Insurance	196,228	24	Al Baraka Takaful	
25	Jordan French Insurance	3,445,875	25	Jerusalem Insurance		25	Gerasa Insurance	195,347	25	Gerasa Insurance	
26	Holy Land Insurance	3,444,408	26	MEDGULF Insurance		26	MEDGULF Insurance	13,228	26	MEDGULF Insurance	
27	Gerasa Insurance	1,801,234	27	Housing Loans Ins. (Darkom)*		27	Housing Loans Ins. (Darkom)*		27	Housing Loans Ins. (Darkom)*	
28	Oasis Insurance	729,666-	28	American Life Insurance(Alico)		28	American Life Insurance(Alico)		28	American Life Insurance(Alico)	
	Total	326,447,705		Total	5,042,477-		Total	26,806,729		Total	7,693,623

* The company started its business in June 2007 and its specialized in Insuring Housing Loans.

Table (22)

Fixed & Other Assets for Jordan Insurance Market As in 31/12/2007 Compared with 31/12/2006 (JD)

NO.	Companies	Fixed Assets		Other Assets	
		31/12/2007	31/12/2006	31/12/2007	31/12/2006
1	Jordan Insurance	1,239,512	1,170,610	1,426,235	1,236,563
2	American Life Insurance(Alico)	1,333,355	1,513,510	1,248,558	1,090,274
3	Middle East Insurance	953,173	913,544	249,992	115,985
4	National Insurance	434,735	538,914	252,413	74,051
5	United Insurance	273,487	215,825	266,872	363,419
6	Arabian Seas Ins. (AL Manara)*	108,086	69,594	149,356	38,124
7	General Arabia Insurance	238,422	219,094	50,740	49,736
8	Jerusalem Insurance	818,998	752,957	211,842	214,233
9	AL-Nisr Al-Arabi Insurance	358,622	430,164	311,266	366,712
10	Jordan French Insurance	2,698,311	2,350,376	585,645	462,135
11	Delta Insurance	95,747	71,874	44,629	16,006
12	Oasis Insurance	96,031	127,134	62,391	131,160
13	Al Yarmouk Insurance	389,495	383,956	78,082	95,971
14	Holy Land Insurance	143,264	149,234	46,871	45,133
15	Philadelphia Insurance	221,238	215,687	181,498	226,062
16	Arab Life & Accidents Ins.	1,321,794	1,374,485	255,057	175,382
17	Arab Union International Ins.	173,552	206,905	54,338	40,131
18	Arab Assurers	2,125,854	1,676,996	177,239	158,064
19	Islamic Insurance	870,840	814,322	228,494	58,567
20	Euro Arab Insurance Group	585,192	617,094	565,299	362,164
21	Arab German Insurance	3,464,268	3,829,218	547,261	379,251
22	Jordan International Ins.	2,581,398	278,012	242,594	1,721,883
23	Al Baraka Takaful	216,674	130,074	248,636	119,286
24	Arab Jordanian Ins. Group	113,664	76,722	1,018,631	128,999
25	Arab Orient Insurance	356,267	220,816	631,407	490,206
26	Gerasa Insurance	76,553	95,674	52,297	63,104
27	Housing Loans Ins. (Darkom)**	2,111,118		49,834	
28	MEDGULF Insurance	1,601,927		165,343	
	Total	25,001,577	18,442,791	9,402,820	8,222,601

* The company's name was changed to Al Manara Insurance Co. since May 2008.

** The company started its business in June 2007 and its specialized in Insuring Housing Loans.

Table (23)

Reserves for Jordan Insurance Market As in 31/12/2007 Compared with 31/12/2006 (JD)

No	Companies	Statutory Reserves		Voluntary Reserves	
		31/12/2007	31/12/2006	31/12/2007	31/12/2006
1	Jordan Insurance	5,502,224	5,502,224	3,400,000	3,400,000
2	American Life Insurance(Alico)				
3	Middle East Insurance	3,279,615	2,841,111	1,200,000	1,100,000
4	National Insurance	546,854	500,000	11,000	11,000
5	United Insurance	1,195,888	1,151,543	88,689	
6	Arabian Seas Ins. (AL Manara)*	502,503	502,503		
7	General Arabia Insurance	692,581	564,547	115,907	51,887
8	Jerusalem Insurance	1,209,265	1,003,313	7,331	406,856
9	AL-Nisr Al-Arabi Insurance	1,138,352	859,880	932,226	653,754
10	Jordan French Insurance	1,054,739	1,054,739	2,000	2,000
11	Delta Insurance	855,191	715,738	15,948	15,948
12	Oasis Insurance	196,228	196,228		
13	Al Yarmouk Insurance	1,078,022	1,078,022	400,000	400,000
14	Holy Land Insurance	536,590	536,590	22,561	22,561
15	Philadelphia Insurance	578,455	546,225		
16	Arab Life & Accidents Ins.	1,391,649	1,255,059		
17	Arab Union International Ins.	801,265	664,609	336,863	336,863
18	Arab Assurers	549,773	425,091	124,682	131,791
19	Islamic Insurance	521,668	406,668	540,000	310,000
20	Euro Arab Insurance Group	443,456	266,122	87,936	37,936
21	Arab German Insurance	660,799	542,073	222,041	222,041
22	Jordan International Ins.	1,988,709	1,734,671		
23	Al Baraka Takaful	240,921	180,734		
24	Arab Jordanian Ins. Group	735,256	515,621	12,803	12,803
25	Arab Orient Insurance	898,151	703,309	173,636	173,636
26	Gerasa Insurance	195,347	195,347		
27	Housing Loans Ins. (Darkom)**				
28	MEDGULF Insurance	13,228			
	Total	26,806,729	23,941,967	7,693,623	7,289,076

* The company's name was changed to Al Manara Insurance Co. since May 2008.

** The company started its business in June 2007 and its specialized in Insuring Housing Loans.

Table (24)

Insurance Companies Balance Sheet Indicators as in 31/12/2007 (JD)

NO.	Companies	Paid Up Capital	Statutory Reserve	Voluntary Reserve	Other Capital Reserves	Retained Earnings Accumulated Profit & Loss	Premiums (Discount) on Paid Up Capital	Change in Fair Value for Property Investments	Accumulated Change in Evaluating Financial Assets Available for Sale	Total Capital Base	Total Shareholders Equity
1	Jordan Insurance	30,000,000	5,502,224	3,400,000		4,738,352-		1,526,266		35,690,138	35,690,138
2	Middle East Insurance	18,000,000	3,279,615	1,200,000		9,275,195		5,686,310		37,441,120	39,601,120
3	National Insurance	3,500,000	546,854	11,000		48,866				4,106,720	4,606,720
4	United Insurance	7,000,000	1,195,888	88,689		1,201,768	41,507	2,785,006		12,312,858	12,312,858
5	Arabian Seas Ins. (AL Manara)*	21,000,000	502,503			6,594,643-	862,538	191,317		15,961,715	14,723,582
6	General Arabia Insurance	7,722,504	692,581	115,907		270,251		2,643,658		11,444,901	12,244,901
7	Jerusalem Insurance	5,460,000	1,209,265	7,331						6,676,596	9,216,596
8	AL-Nisr Al-Arabi Insurance	10,000,000	1,138,352	932,226		283,449	3,750,000	174,936		16,278,963	17,778,963
9	Jordan French Insurance	6,500,000	1,054,739	2,000	107,758	5,156,372-	75,000	862,750		3,445,875	3,445,875
10	Arab Union International Ins.	4,000,000	801,265	336,863		275,721-	159,943	14,852		5,037,202	5,037,202
11	Delta Insurance	5,000,000	855,191	15,948		27,719		253,908		6,152,766	7,452,766
12	Oasis Insurance	5,000,000	196,228			5,427,894-	500,000-	2,000		729,666-	729,666-
13	Al Yarmouk Insurance	5,000,000	1,078,022	400,000		131,173		156,748		6,765,943	7,165,943
14	Holy Land Insurance	4,000,000	536,590	22,561		1,152,964-	38,221			3,444,408	3,444,408
15	Arab Life & Accidents Ins.	8,000,000	1,391,649			240,539				9,632,188	10,272,188
16	Philadelphia Insurance	4,000,000	578,455			259,092		258,263-		4,579,284	4,579,284
17	Jordan International Ins.	16,500,000	1,988,709		2,225	3,356,382				21,847,316	21,624,909
18	Arab German Insurance	10,400,680	660,799	222,041		1,231,080	254,128			12,768,728	11,242,924
19	Islamic Insurance	8,000,000	521,668	540,000		937,952	1,000,000	1,005,158		12,004,778	12,004,778
20	Arab Assurers	7,974,319	549,773	124,682		751,262		154,612-		9,245,424	9,245,424
21	Al Baraka Takaful	5,944,797	240,921			588,634-	473,750-	333,869		5,457,203	5,457,203
22	Arab Jordanian Ins. Group	8,775,000	735,256	12,803		1,249,897				10,772,956	10,772,956
23	Arab Orient Insurance	10,000,000	898,151	173,636		553,525		101,807-		11,523,505	12,523,505
24	Euro Arab Insurance Group	6,000,000	443,456	87,936		118,235		76,762		6,726,389	7,476,389
25	American Life Insurance(Alico)	4,000,000						3,036,044		7,036,044	28,227,731
26	Gerasa Insurance	2,800,000	195,347			1,044,282-		149,831-		1,801,234	1,801,234
27	MEDGULF Insurance	10,000,000	13,228							10,013,228	10,095,730
28	Housing Loans Ins. (Darkom)**	10,000,000								10,000,000	9,132,044
	Total	244,577,300	26,806,729	7,693,623	109,983	5,042,477-	5,207,587	18,085,071	0	297,437,816	326,447,705

* The company's name was changed to Al Manara Insurance Co. since May 2008.

** The company started its business in June 2007 and its specialized in Insuring Housing Loans.

Table (25)
Insurance Companies Balance Sheet Indicators
as in 31/12/2006 (JD)

NO.	Companies	Paid Up Capital	Statutory Reserve	Voluntary Reserve	Other Capital Reserves	Retained Earnings Accumulated Profit & Loss	Premiums (Discount) on Paid Up Capital	Change in Fair Value for Property Investments	Accumulated Change in Evaluating Financial Assets Available for Sale	Total Capital Base	Total Shareholders Equity
1	Jordan Insurance	30,000,000	5,502,224	3,400,000		661,213		12,861,924-		26,701,513	28,501,513
2	Middle East Insurance	15,000,000	2,841,111	1,100,000		11,278,036		5,665,864		35,885,011	37,385,011
3	National Insurance	2,000,000	500,000	11,000		330,255				2,841,255	2,841,255
4	United Insurance	7,000,000	1,151,543			975,539	41,507	2,030,370		11,198,959	11,198,959
5	Arabian Seas Ins. (AL Manara)*	21,000,000	502,503			922,976-	862,538	272,489-		21,169,576	20,220,111
6	General Arabia Insurance	4,000,000	564,547	51,887		300,000		2,192,843		7,109,277	7,109,277
7	Jerusalem Insurance	5,460,000	1,003,313	406,856		809,222				7,679,391	7,679,391
8	AL-Nisr Al-Arabi Insurance	5,000,000	859,880	653,754		276,813	8,750,000	642,422		16,182,869	17,682,869
9	Jordan French Insurance	6,500,000	1,054,739	2,000	107,758	2,013,905-	75,000	711,889		6,437,481	6,437,481
10	Arab Union International Ins.	4,000,000	664,609	336,863		1,512,984-	159,943	3,899-		3,644,532	3,644,532
11	Delta Insurance	5,000,000	715,738	15,948		361,625		712,398		6,805,709	6,805,709
12	Oasis Insurance	5,000,000	196,228			851,488-	500,000-	376,395-		3,468,345	3,468,345
13	Al Yarmouk Insurance	5,000,000	1,078,022	400,000	200,000	551,888		550,299-		6,679,611	7,429,611
14	Holy Land Insurance	3,575,000	536,590	22,561		1,297,126-	38,221			2,875,246	2,875,246
15	Arab Life & Accidents Ins.	8,000,000	1,255,059			126,161				9,381,220	9,381,220
16	Philadelphia Insurance	3,750,000	546,225			12,938		283,729-		4,025,434	4,025,434
17	Jordan International Ins.	16,500,000	1,734,671		2,225	3,590,191				21,827,087	19,573,092
18	Arab German Insurance	10,400,680	542,073	222,041		313,556		7,388		11,485,738	11,332,500
19	Islamic Insurance	8,000,000	406,668	310,000		934,372	1,000,000	306,314-		10,344,726	10,344,726
20	Arab Assurers	5,900,000	425,091	131,791		291,157	441,000	134,970-		7,054,069	7,054,069
21	Al Baraka Takaful	5,944,797	180,734			1,087,755-	473,750-	595,625-		3,968,401	3,968,401
22	Arab Jordanian Ins. Group	8,775,000	515,621	12,803		431,872-				8,871,552	8,871,552
23	Arab Orient Insurance	10,000,000	703,309	173,636		285,844		91,120-		11,071,669	12,071,669
24	Euro Arab Insurance Group	4,000,000	266,122	37,936		248,275-				4,055,783	4,055,783
25	American Life Insurance(Alico)	4,000,000						2,294,585		6,294,585	28,849,115
26	Gerasa Insurance	2,800,000	195,347			338,359-		568,176-		2,088,812	2,088,812
	Total	206,605,477	23,941,967	7,289,076	309,983	12,394,070	10,394,459	1,787,181-	0	259,147,851	284,895,683

* The company's name was changed to Al Manara Insurance Co. since May 2008.

Darkom company started its business in June 2007 and its specialized in Insuring Housing Loans.

Table (26)
Gross Administrative Expenses For Insurance Companies Distributed on Insurance Underwriting Branches for the year 2007
(JD)

NO.	Companies	Marine & Transport		Aviation		Marine+Aviation		Fire&Other Property Damages		Liability		Other Branches		Credit		Motor			
																Compulsory (Third Party Liability Insurance)		Comprehensive (Own Damages)	
		2007	2006	2007	2006	2007	2006	2007	2006	2007	2006	2007	2006	2007	2006	2007	2006	2007	2006
1	Jordan Insurance	242,379	244,550			242,379	244,550	814,521	662,339	58,102	81,870	4,650	6,984			199,101	262,949	599,532	672,110
2	Middle East Insurance	460,058	327,858	82,534	79,226	542,592	407,084	585,470	477,462	87,651	72,560	43,428	39,969			309,752	221,549	411,427	304,616
3	National Insurance	44,010	45,307			44,010	45,307	158,662	151,952	10,295	7,790	534	1,000			179,451	185,184	74,086	70,051
4	United Insurance	21,778	48,499			21,778	48,499	87,520	62,468	13,983	10,247	2,096	2,981			187,722	112,741	158,457	132,612
5	Arabian Seas Ins. (AL Manara)*	738				738	0	2,010								47,373			
6	General Arabia Insurance	235,739	113,901			235,739	113,901	270,375	213,173			79,074	66,260			174,578		155,600	121,124
7	Jerusalem Insurance	212,033	207,625			212,033	207,625	204,925	197,830	39,266	27,813	5,748	5,291			428,753		346,336	298,242
8	AL-Nisr Al-Arabi Insurance	80,435	58,934			80,435	58,934	125,742	129,126	43,790	26,888	45,058	27,553			239,510	231,670	194,169	157,941
9	Jordan French Insurance	140,607	138,786	8,234	16,250	148,841	155,036	108,425	77,810	2,384	9,550	3,352	2,182	31,174	21,994	872,347			
10	Arab Union International Ins.	28,909	21,170			28,909	21,170	17,773	12,446			1,644	1,571			444,415	387,739	61,825	68,511
11	Delta Insurance	80,214	56,238			80,214	56,238	298,570	225,116	18,347	15,433	9,083	10,085			139,745	191,073	61,822	60,824
12	Oasis Insurance	36,835	7,614	32,940		69,775	7,614	96,134	38,612	4,183	614	11,252	13,344			429,379	393,550	302,438	245,111
13	Al Yarmouk Insurance	38,100	58,164			38,100	58,164	82,497	150,578	720	1,326	1,242	1,264			158,431	242,987	2,904	16,293
14	Holy Land Insurance	1,933	4,932			1,933	4,932	31,646	45,778	4,841	6,807					625,364		39,649	51,956
15	Arab Life & Accidents Ins.	153,065	141,284			153,065	141,284	181,081	198,953	48,001	28,111			90,635	79,691	555,168	511,648	632,845	569,019
16	Philadelphia Insurance	12,008	42,210			12,008	42,210	11,433	14,838	7,729	510	1,086	2,095			416,763	364,982	189,714	181,916
17	American Life Insurance(Alico)					0	0					195,928	219,635						
18	Jordan International Ins.	247,782	187,320	3,000	14,527	250,782	201,847	260,781	105,214	25,000	17,428	3,500	1,750			387,414	446,352	304,479	314,882
19	Arab German Insurance	89,278	28,602			89,278	28,602	185,286	82,177	60,313	67,705	7,307	723			640,481		574,217	
20	Euro Arab Insurance Group	86,235	32,777			86,235	32,777	46,530	50,250	132,096	123,685					293,820	290,401	197,822	124,493
21	Islamic Insurance	123,144	148,365			123,144	148,365	124,196	144,107			34,579	36,707			454,367	443,750	293,822	269,620
22	Arab Assurers	82,294	111,865			82,294	111,865	115,501	89,061	2,692	4,771	20,774	10,887	2,276		610,629		355,948	168,863
23	Al Baraka Takaful	15,955	16,685			15,955	16,685	19,937	9,745			4,673	675			1,115,290	748,233	86,845	24,795
24	Arab Jordanian Ins. Group	78,297	67,346			78,297	67,346	107,895	82,685			39,192	28,924			569,463	492,936	258,550	260,746
25	Arab Orient Insurance	78,342	69,890	174,210	266,011	252,552	335,901	361,653	274,949	53,372	32,838	344,072	198,971			338,995	342,343	607,957	369,151
26	Gerasa Insurance	9,087	10,408			9,087	10,408	27,024	25,525	528	413	552	475			292,756	407,112	53,493	45,302
27	MEDGULF Insurance	2,793				2,793	0	408,943		591		4,511				34,003		29,527	
28	Housing Loans Ins. (Darkom)**					0	0												
	Total	2,602,048	2,190,330	300,918	376,014	2,902,966	2,566,344	4,734,530	3,522,194	613,884	536,359	863,335	679,326	124,085	101,685	10,145,070	6,277,199	5,993,464	4,528,178

* The company's name was changed to Al Manara Insurance Co. since May 2008.

** The company started its business in June 2007 and its specialized in Insuring Housing Loans.

Table (26)

Gross Administrative Expenses For Insurance Companies Distributed on Insurance Underwriting Branches for the year 2007 (JD)

Cont.-2

NO.	Companies	Motor		Non Life Insurances		Medical		Life		Medical+Life		Gross Expenses			
		Motor (Compulsory (Third Party Liability Ins.) & Comprehensive (Own Damages))		2007	2006	2007	2006	2007	2006	2007	2006	2007	2006	2007	2006
		2007	2006	2007	2006	2007	2006	2007	2006	2007	2006	2007	2006	2007	2006
1	Jordan Insurance	798,633	935,059	1,918,285	1,930,802	249,228	238,932	355,215	292,604	604,443	531,536	2,522,728	2,462,338		
2	Middle East Insurance	721,179	526,165	1,980,320	1,523,240	208,321	237,073	188,414	151,387	396,735	388,460	2,377,055	1,911,700		
3	National Insurance	253,537	255,235	467,038	461,284	31,303	23,021	14,931	14,050	46,234	37,071	513,272	498,355		
4	United Insurance	346,179	245,353	471,556	369,548	52,935	37,285			52,935	37,285	524,491	406,833		
5	Arabian Seas Ins. (AL Manara)*	47,373	0	50,121	0	3,260				3,260	0	53,381	0		
6	General Arabia Insurance	330,178	271,711	915,366	665,045	276,488	200,070	89,231	84,268	365,719	284,338	1,281,085	949,383		
7	Jerusalem Insurance	775,089	724,830	1,237,061	1,163,389	194,188	172,288	96,309	85,135	290,497	257,423	1,527,558	1,420,812		
8	AL-Nisr Al-Arabi Insurance	433,679	389,611	728,704	632,112	445,600	365,939	518,999	355,092	964,599	721,031	1,693,303	1,353,143		
9	Jordan French Insurance	872,347	770,867	1,166,523	1,037,439	520,378	418,605	90,612	49,387	610,990	467,992	1,777,513	1,505,431		
10	Arab Union International Ins.	506,240	456,250	554,566	491,437	18,391	5,256			18,391	5,256	572,957	496,693		
11	Delta Insurance	201,567	243,412	607,781	550,284	75,206	81,285	1,501	1,433	76,707	82,718	684,488	633,002		
12	Oasis Insurance	731,817	638,661	913,161	698,845	93,110	54,677			93,110	54,677	1,006,271	753,522		
13	Al Yarmouk Insurance	161,335	259,280	283,894	470,612	34,238	72,143	944	2,176	35,182	74,319	319,076	544,931		
14	Holy Land Insurance	665,013	550,282	703,433	607,799					0	0	703,433	607,799		
15	Arab Life & Accidents Ins.	1,188,013	1,080,667	1,660,795	1,528,706	137,228	137,204	262,584	257,409	399,812	394,613	2,060,607	1,923,319		
16	Philadelphia Insurance	606,477	546,898	638,733	606,551					0	0	638,733	606,551		
17	American Life Insurance(Alico)	0	0	195,928	219,635	225,720	274,448	1,259,662	1,402,224	1,485,382	1,676,672	1,681,310	1,896,307		
18	Jordan International Ins.	691,893	761,234	1,231,956	1,087,473	375,953	290,160	73,527	39,222	449,480	329,382	1,681,436	1,416,855		
19	Arab German Insurance	1,214,698	405,007	1,556,882	584,214	389,650	168,807	47,315	22,143	436,965	190,950	1,993,847	775,164		
20	Euro Arab Insurance Group	491,642	414,894	756,503	621,606	306,923	226,298	38,745	33,975	345,668	260,273	1,102,171	881,879		
21	Islamic Insurance	748,189	713,370	1,030,108	1,042,549	272,510	321,805	157,548	166,206	430,058	488,011	1,460,166	1,530,560		
22	Arab Assurers	966,577	759,296	1,190,114	975,880	80,573	59,292	40,678	42,160	121,251	101,452	1,311,365	1,077,332		
23	Al Baraka Takaful	1,202,135	773,028	1,242,700	800,133	121,277				121,277	0	1,363,977	800,133		
24	Arab Jordanian Ins. Group	828,013	658,303	1,053,397	837,258	67,097	48,187	34,787	27,777	101,884	75,964	1,155,281	913,222		
25	Arab Orient Insurance	946,952	712,605	1,958,601	1,555,264	1,152,562	918,531			1,152,562	918,531	3,111,163	2,473,795		
26	Gerasa Insurance	346,249	452,414	383,440	489,235	45,355	29,299			45,355	29,299	428,795	518,534		
27	MEDGULF Insurance	63,530	0	480,368	0	56,656				56,656	0	537,024	0		
28	Housing Loans Ins. (Darkom)	0	0	0	0					0	0	0	0		
	Total	16,138,534	13,544,432	25,377,334	20,950,340	5,434,150	4,380,605	3,271,002	3,026,648	8,705,152	7,407,253	34,082,486	28,357,593		

Table (27)
Jordan Insurance Companies
Gross Administrative & General Expenses For Jordan Insurance Companies
As in 31/12/2007 Compared with 31/12/2006 (JD)

No.	Companies	Administrative Expenses		Salaries, Wages & Remunerations		Insurance Commission's Fees		Gross Administrative Expenses	
		Allocated on Underwriting Accounts							
		31/12/2007	31/12/2006	31/12/2007	31/12/2006	31/12/2007	31/12/2006	31/12/2007	31/12/2006
1	Jordan Insurance	2,522,728	2,462,338	2,598,332	2,255,377			2,982,982	2,859,259
2	American Life Insurance(Alico)	1,681,310	1,896,307	923,609	957,605			1,913,143	2,050,640
3	Middle East Insurance	2,377,055	1,911,700	1,499,886	1,238,526			2,840,544	2,313,041
4	National Insurance	513,272	498,355	509,385	476,469			1,026,545	996,710
5	United Insurance	524,491	406,833	258,892	176,493			524,491	406,833
6	Arabian Seas Ins. (AL Manara)*	53,381		439,327	219,917			1,007,417	733,411
7	General Arabia Insurance	1,281,085	949,383	649,611	501,778	59,206	51,258	1,281,085	949,383
8	Jerusalem Insurance	1,527,558	1,420,812	771,956	686,061	94,248	97,880	1,530,815	1,425,913
9	AL-Nisr Al-Arabi Insurance	1,693,303	1,353,143	1,158,721	979,454	98,743	81,230	2,116,629	1,691,427
10	Jordan French Insurance	1,777,513	1,505,431	1,066,383	897,374	172,290	50,467	2,288,000	1,941,821
11	Delta Insurance	684,488	633,002	434,873	408,109	25,254	22,947	684,489	633,002
12	Oasis Insurance	1,006,271	753,522	514,665	360,554	62,255	40,796	903,221	753,521
13	Al Yarmouk Insurance	319,076	544,931	303,761	304,531	42,036	30,010	531,804	544,931
14	Holy Land Insurance	703,433	607,799	374,742	333,710			703,432	607,799
15	Philadelphia Insurance	638,733	606,551	343,143	340,200	25,405	21,517	638,733	606,551
16	Arab Life & Accidents Ins.	2,060,607	1,923,319	1,320,134	1,111,266			2,060,607	1,923,319
17	Arab Union International Ins.	572,957	496,693	353,071	298,176	63,938	36,939	719,598	622,276
18	Arab Assurers	1,311,365	1,077,332	773,583	669,507				1,346,665
19	Islamic Insurance	1,460,166	1,530,560	677,408	589,749			1,209,567	1,067,378
20	Euro Arab Insurance Group	1,102,171	881,879	522,016	410,069	79,429	61,396	1,102,171	881,879
21	Arab German Insurance	1,993,847	755,164	1,107,256	444,293			1,993,840	851,079
22	Jordan International Ins.	1,681,436	1,416,855	1,076,424	1,031,763			2,216,599	1,969,239
23	Al Baraka Takaful	1,363,977	800,133	284,838	212,010	66,609	49,723		800,133
24	Arab Jordanian Ins. Group	1,155,281	913,222	606,918	535,915			1,444,101	1,141,528
25	Arab Orient Insurance	3,111,163	2,473,795	1,341,411	1,021,644	200,740	183,308	3,111,163	2,473,795
26	Gerasa Insurance	428,795	518,534	217,599	265,885			428,795	518,534
27	MEDGULF Insurance	537,024		175,889		41,814		537,024	
28	Housing Loans Ins. (Darkom)**			269,274				982,676	
	Total	34,082,486	28,337,593	20,573,107	16,726,435	1,031,967	727,471	36,779,471	32,110,067

* The company's name was changed to Al Manara Insurance Co. since May 2008.

** The company started its business in June 2007 and its specialized in Insuring Housing Loans.

Jordan Insurance Federation

Tel.: +962 6 5689 266 Fax: +962 6 5689 510 P.O. Box 1990 Amman 11118 Jordan

Web Site: www.joif.org E-mail: info@joif.org

